SomaOil v3.3 MT5_All History

MT5 · account history · USOUSD-ECN · Account 1375263 · VT Markets (Pty) Ltd · 2026.10.12 — 2026.11.10 · 29 days

● Profitable ● PF 2.43 ● Drawdown 10.4% ● Few trades: 41 ● Period < 3 months

FREE ROBOTEST pro-fx.cc/community →

Net profit	Profit Factor	Winning trades	Max drawdown	Recovery factor	Expected payoff
+385.63 USD	**2.43**	**56.1%**	**10.42%**	**3.26**	**+9.41 USD**
+38.56% on deposit	655.20 USD / 269.57 USD	23 of 41	118.27 USD	profit / max drawdown	per trade

Balance & drawdown

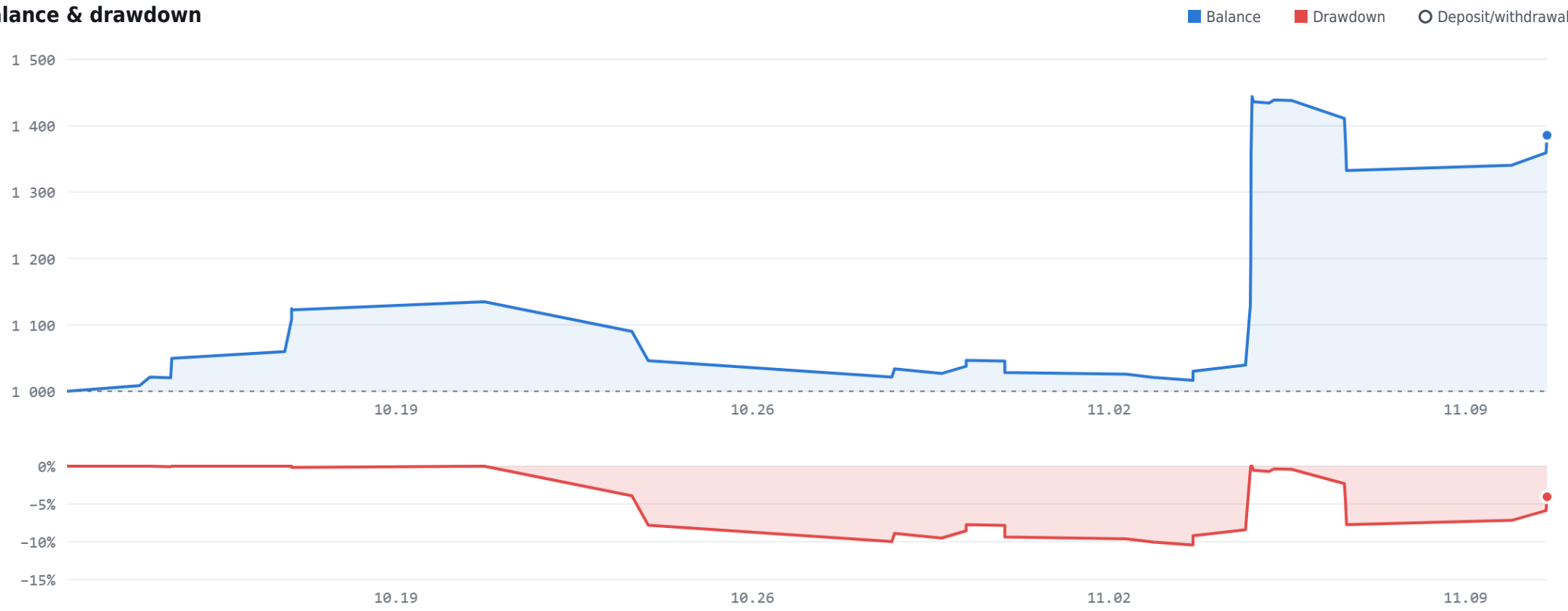

Dashed line = initial deposit. Drawdown in % of deposits plus profit accumulated at peak.

Metrics

RESULT

Initial deposit	1 000.00 USD
Deposits / withdrawals	1 000.00 USD / 0.00 USD
Final balance	1 385.63 USD
Net profit	+385.63 USD
Gross profit	655.20 USD
Gross loss	−269.57 USD
Return (ROI)	+38.56%
Annualized return	+5 916.11% *
Monthly average	+18.79%
Profitable months	2 of 2
Open positions	1 · +2.57 USD

TRADES

Total trades	41
Winning / losing	23 (56.1%) / 18 (43.9%)
Average win	28.49 USD
Average loss	−14.98 USD
Avg win / avg loss	1.90
Largest win	89.52 USD
Largest loss	−44.54 USD
Expected payoff	+9.41 USD
Std. deviation of result	32.53 USD
Volume, lots	0.42
Trades per week	9.9
Trading days	15

STREAKS

Max consecutive wins	8 (+427.65 USD)
Max consecutive losses	5 (−106.34 USD)
Max consecutive profit	+427.65 USD (8)
Max consecutive loss	−113.18 USD (3)
Average winning streak	2.9
Average losing streak	2.6
Z-score	−1.83

DRAWDOWN & RISK

Max drawdown, %	10.42% (118.27 USD)
Max drawdown, money	118.27 USD (10.42%)
Max drawdown period	2026.10.20 — 2026.11.03
Absolute drawdown	0.00 USD
Recovery factor	3.26
Calmar ratio	567.63 *
Ulcer index	5.64%
Kelly criterion	33.0%
Risk of loss (MC), DD ≥ 20%	2.1%
Risk of ruin (MC)	0.00%

QUALITY

Sharpe ratio	0.30
Sortino ratio	0.67
SQN (Van Tharp)	1.85
AHPR	1.0084
GHPR	1.0080
LR correlation	0.804
LR standard error	98.98 USD
Martin ratio (UPI)	1 049.04 *

TIME & COSTS

Average holding time	22 h 6 min
Holding time, wins	20 h 4 min
Holding time, losses	1 d
Longest trade	3 d 7 h
Best day	2026.11.04 · +405.87 USD
Worst day	2026.11.06 · −105.71 USD
Best month	Nov 2026 · +357.43 USD
Worst month	Oct 2026 · +28.20 USD
Commission	−2.52 USD
Swap	−11.02 USD
Costs to gross profit	2.07%

* estimate (< 3 months)

Long / Short

	Buy (long)	Sell (short)
Trades	14	27
Winning	10 (71.4%)	13 (48.1%)
Net profit	+136.29 USD	+249.34 USD
Gross profit	157.57 USD	497.63 USD
Gross loss	−21.28 USD	−248.29 USD
Profit Factor	7.40	2.00
Average trade	+9.73 USD	+9.23 USD
Best	48.82 USD	89.52 USD
Worst	−17.45 USD	−44.54 USD
Volume, lots	0.14	0.28

Distribution of results

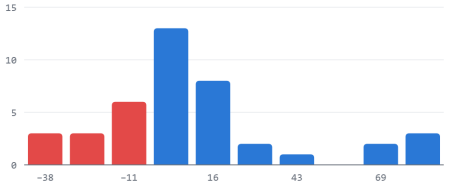

Streaks

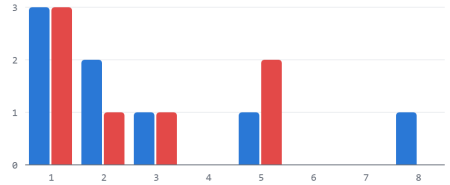

How many times a run of consecutive trades of each length occurred.

Monte Carlo: drawdown risk

Runs × trades	2000 × 41
Drawdown, median	7.3%
Drawdown, 95% of runs ≤	16.2%
Drawdown, 99% of runs ≤	22.1%
Actual drawdown	10.4%
Probability DD ≥ 20%	2.1%
Probability of ending at a loss	2.7%
Profit: 5% / 50% / 95%	+55.12 USD / +374.75 USD / +744.00 USD

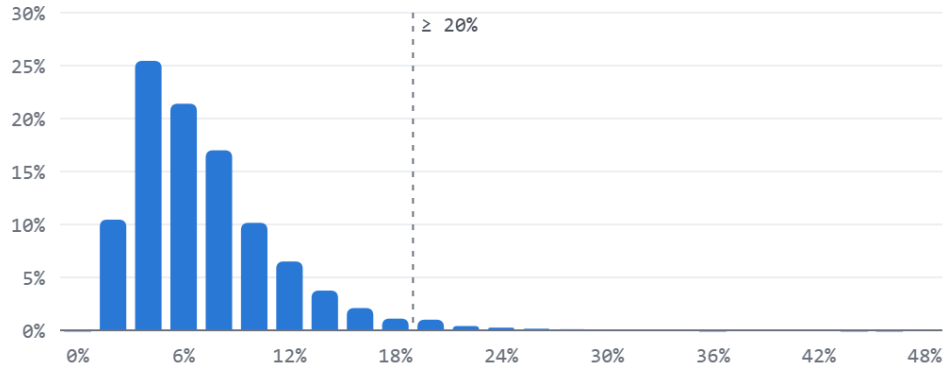

Max drawdown distribution over 2000 random trade resamples. Line = chosen threshold.

Breakdown

Months

Months	Trades	Winning	Result	Return	PF	Average	Gross profit	Gross loss	Lots
Oct 2026	19	57.9%	+28.20 USD	+2.82%	1.20	+1.48 USD	169.73 USD	−141.53 USD	0.19
Nov 2026	22	54.5%	+357.43 USD	+34.76%	3.79	+16.25 USD	485.47 USD	−128.04 USD	0.23
Total	**41**	**56.1%**	**+385.63 USD**		**2.43**	**+9.41 USD**	**655.20 USD**	**−269.57 USD**	**0.42**

Weekdays

Weekdays	Trades	Winning	Result	PF	Average	Gross profit	Gross loss	Lots
Mon	12	75.0%	+454.92 USD	39.85	+37.91 USD	466.63 USD	−11.71 USD	0.12
Tue	7	57.1%	−49.25 USD	0.56	−7.04 USD	63.93 USD	−113.18 USD	0.07
Wed	13	38.5%	−38.48 USD	0.67	−2.96 USD	78.71 USD	−117.19 USD	0.14
Thu	2	50.0%	+3.84 USD	1.54	+1.92 USD	10.91 USD	−7.07 USD	0.02
Fri	7	57.1%	+14.60 USD	1.71	+2.09 USD	35.02 USD	−20.42 USD	0.07
Total	**41**	**56.1%**	**+385.63 USD**	**2.43**	**+9.41 USD**	**655.20 USD**	**−269.57 USD**	**0.42**

Hours

Hours	Trades	Winning	Result	PF	Average	Gross profit	Gross loss	Lots
04:00	4	25.0%	−10.37 USD	0.47	−2.59 USD	9.07 USD	−19.44 USD	0.04
06:00	1	100.0%	+29.27 USD	∞	+29.27 USD	29.27 USD	0.00 USD	0.01
07:00	1	0.0%	−2.60 USD	0.00	−2.60 USD	0.00 USD	−2.60 USD	0.01
09:00	1	100.0%	+89.52 USD	∞	+89.52 USD	89.52 USD	0.00 USD	0.01
10:00	1	100.0%	+12.29 USD	∞	+12.29 USD	12.29 USD	0.00 USD	0.01
13:00	1	100.0%	+26.43 USD	∞	+26.43 USD	26.43 USD	0.00 USD	0.01
14:00	1	100.0%	+18.73 USD	∞	+18.73 USD	18.73 USD	0.00 USD	0.01
15:00	4	75.0%	−13.13 USD	0.70	−3.28 USD	30.98 USD	−44.11 USD	0.04
16:00	3	66.7%	+86.16 USD	13.19	+28.72 USD	93.23 USD	−7.07 USD	0.03
17:00	3	66.7%	−23.72 USD	0.47	−7.91 USD	20.82 USD	−44.54 USD	0.03
18:00	7	57.1%	+166.35 USD	4.93	+23.76 USD	208.67 USD	−42.32 USD	0.07
19:00	11	45.5%	+2.38 USD	1.02	+0.22 USD	105.28 USD	−102.90 USD	0.12
20:00	1	0.0%	−4.75 USD	0.00	−4.75 USD	0.00 USD	−4.75 USD	0.01
21:00	2	50.0%	+9.07 USD	5.93	+4.54 USD	10.91 USD	−1.84 USD	0.02
Total	**41**	**56.1%**	**+385.63 USD**	**2.43**	**+9.41 USD**	**655.20 USD**	**−269.57 USD**	**0.42**

Symbols

Symbols	Trades	Winning	Result	PF	Average	Gross profit	Gross loss	Lots
USOUSD-ECN	41	56.1%	+385.63 USD	2.43	+9.41 USD	655.20 USD	−269.57 USD	0.42
Total	**41**	**56.1%**	**+385.63 USD**	**2.43**	**+9.41 USD**	**655.20 USD**	**−269.57 USD**	**0.42**

Comments

Comments	Trades	Winning	Result	PF	Average	Gross profit	Gross loss	Lots
SomaOil #18 82043218	3	100.0%	+136.33 USD	∞	+45.44 USD	136.33 USD	0.00 USD	0.03
SomaOil #3 81011203	2	100.0%	+104.82 USD	∞	+52.41 USD	104.82 USD	0.00 USD	0.02
SomaOil #20 82083120	2	100.0%	+82.01 USD	∞	+41.00 USD	82.01 USD	0.00 USD	0.02
SomaOil #17 82043117	1	100.0%	+69.94 USD	∞	+69.94 USD	69.94 USD	0.00 USD	0.01
SomaOil #1 81241201	7	28.6%	+59.17 USD	1.75	+8.45 USD	138.34 USD	−79.17 USD	0.07
SomaOil #14 82012114	5	100.0%	+56.08 USD	∞	+11.22 USD	56.08 USD	0.00 USD	0.05
SomaOil #15 82042115	4	75.0%	+28.89 USD	7.08	+7.22 USD	33.64 USD	−4.75 USD	0.04
SomaOil #19 82082219	2	100.0%	+13.72 USD	∞	+6.86 USD	13.72 USD	0.00 USD	0.02
SomaOil #2 81123102	1	100.0%	+3.82 USD	∞	+3.82 USD	3.82 USD	0.00 USD	0.01
SomaOil #16 82042216	2	50.0%	+3.65 USD	1.84	+1.83 USD	8.01 USD	−4.36 USD	0.02
SomaOil #11 82121211	1	0.0%	−1.13 USD	0.00	−1.13 USD	0.00 USD	−1.13 USD	0.01
SomaOil #12 82123112	2	0.0%	−3.89 USD	0.00	−1.94 USD	0.00 USD	−3.89 USD	0.03
SomaOil #6 81041106	1	0.0%	−7.94 USD	0.00	−7.94 USD	0.00 USD	−7.94 USD	0.01
SomaOil #9 82242209	1	0.0%	−17.16 USD	0.00	−17.16 USD	0.00 USD	−17.16 USD	0.01
SomaOil #10 82121110	2	0.0%	−18.08 USD	0.00	−9.04 USD	0.00 USD	−18.08 USD	0.02
SomaOil #7 81042107	2	50.0%	−23.47 USD	0.27	−11.73 USD	8.49 USD	−31.96 USD	0.02
SomaOil #13 82123213	1	0.0%	−27.24 USD	0.00	−27.24 USD	0.00 USD	−27.24 USD	0.01
SomaOil #8 82241208	1	0.0%	−29.35 USD	0.00	−29.35 USD	0.00 USD	−29.35 USD	0.01
SomaOil #5 81012205	1	0.0%	−44.54 USD	0.00	−44.54 USD	0.00 USD	−44.54 USD	0.01
Total	**41**	**56.1%**	**+385.63 USD**	**2.43**	**+9.41 USD**	**655.20 USD**	**−269.57 USD**	**0.42**

Close reason

Close reason	Trades	Winning	Result	PF	Average	Gross profit	Gross loss	Lots
Manual / by EA	20	30.0%	−78.92 USD	0.64	−3.95 USD	139.07 USD	−217.99 USD	0.20
Stop Loss	11	81.8%	+109.08 USD	3.41	+9.92 USD	154.25 USD	−45.17 USD	0.11
Take Profit	10	80.0%	+355.47 USD	56.46	+35.55 USD	361.88 USD	−6.41 USD	0.11
Total	**41**	**56.1%**	**+385.63 USD**	**2.43**	**+9.41 USD**	**655.20 USD**	**−269.57 USD**	**0.42**

Duration

Duration	Trades	Winning	Result	PF	Average	Gross profit	Gross loss	Lots
< 5 min	2	100.0%	+22.91 USD	∞	+11.46 USD	22.91 USD	0.00 USD	0.02
5–30 min	6	50.0%	+8.50 USD	1.48	+1.42 USD	26.11 USD	−17.61 USD	0.06
30 min – 2 h	3	33.3%	+2.54 USD	1.39	+0.85 USD	9.13 USD	−6.59 USD	0.03
2–8 h	6	83.3%	+41.35 USD	21.17	+6.89 USD	43.40 USD	−2.05 USD	0.07
8–24 h	9	33.3%	−13.29 USD	0.73	−1.48 USD	35.67 USD	−48.96 USD	0.09
1–3 days	14	64.3%	+367.73 USD	3.45	+26.27 USD	517.98 USD	−150.25 USD	0.14
3–7 days	1	0.0%	−44.11 USD	0.00	−44.11 USD	0.00 USD	−44.11 USD	0.01
Total	**41**	**56.1%**	**+385.63 USD**	**2.43**	**+9.41 USD**	**655.20 USD**	**−269.57 USD**	**0.42**

Direction

Direction	Trades	Winning	Result	PF	Average	Gross profit	Gross loss	Lots
Buy (long)	14	71.4%	+136.29 USD	7.40	+9.73 USD	157.57 USD	−21.28 USD	0.14
Sell (short)	27	48.1%	+249.34 USD	2.00	+9.23 USD	497.63 USD	−248.29 USD	0.28
Total	**41**	**56.1%**	**+385.63 USD**	**2.43**	**+9.41 USD**	**655.20 USD**	**−269.57 USD**	**0.42**

Trades (41)

#	Open	Closed	Symbol	Type	Volume	Open price	Close price	Commission	Swap	Profit	Net	Balance	Dur.	Close	Comment
1	2026.10.13 17:49	2026.10.13 23:11	USOUSD-ECN	buy	0.01	94.199	95.071	−0.06	0.00	8.72	+8.66	1 008.66	5 h 21 min	Stop Loss	SomaOil #14 82012114
2	2026.10.12 16:49	2026.10.14 04:01	USOUSD-ECN	buy	0.01	94.445	95.433	−0.06	2.78	9.88	+12.60	1 021.26	1 d 11 h	Take Profit	SomaOil #15 82042115
3	2026.10.14 04:04	2026.10.14 13:50	USOUSD-ECN	buy	0.01	95.525	95.445	−0.06	0.00	−0.80	−0.86	1 020.40	9 h 46 min		SomaOil #1 81241201
4	2026.10.13 06:30	2026.10.14 14:20	USOUSD-ECN	buy	0.01	92.924	95.718	−0.06	1.39	27.94	+29.27	1 049.67	1 d 7 h		SomaOil #18 82043218
5	2026.10.16 19:19	2026.10.16 19:35	USOUSD-ECN	buy	0.01	98.687	99.706	−0.06	0.00	10.19	+10.13	1 059.80	16 min	Take Profit	SomaOil #15 82042115
6	2026.10.14 18:58	2026.10.16 22:50	USOUSD-ECN	buy	0.01	95.525	100.135	−0.06	2.78	46.10	+48.82	1 108.62	2 d 3 h		SomaOil #1 81241201
7	2026.10.16 19:34	2026.10.16 22:50	USOUSD-ECN	buy	0.01	99.28	100.135	−0.06	0.00	8.55	+8.49	1 117.11	3 h 16 min		SomaOil #7 81042107
8	2026.10.16 19:34	2026.10.16 22:50	USOUSD-ECN	buy	0.01	99.401	100.14	−0.06	0.00	7.39	+7.33	1 124.44	3 h 16 min		SomaOil #20 82083120
9	2026.10.16 21:30	2026.10.16 22:50	USOUSD-ECN	buy	0.01	100.318	100.14	−0.06	0.00	−1.78	−1.84	1 122.60	1 h 20 min		SomaOil #12 82123112
10	2026.10.20 17:22	2026.10.20 17:30	USOUSD-ECN	sell	0.01	97.978	96.756	−0.06	0.00	12.22	+12.16	1 134.76	8 min	Stop Loss	SomaOil #14 82012114
11	2026.10.20 17:22	2026.10.23 15:07	USOUSD-ECN	sell	0.01	98.028	102.305	−0.06	−1.71	−42.77	−44.54	1 090.22	2 d 21 h	Stop Loss	SomaOil #5 81012205
12	2026.10.20 15:42	2026.10.23 22:50	USOUSD-ECN	sell	0.01	100.36	104.594	−0.06	−1.71	−42.34	−44.11	1 046.11	3 d 7 h		SomaOil #1 81241201
13	2026.10.27 18:00	2026.10.28 17:40	USOUSD-ECN	sell	0.01	100.751	103.141	−0.06	−0.57	−23.90	−24.53	1 021.58	23 h 39 min		SomaOil #1 81241201
14	2026.10.28 10:41	2026.10.28 18:51	USOUSD-ECN	buy	0.01	102.819	104.054	−0.06	0.00	12.35	+12.29	1 033.87	8 h 10 min	Stop Loss	SomaOil #14 82012114
15	2026.10.29 16:50	2026.10.29 17:00	USOUSD-ECN	sell	0.01	100.492	101.193	−0.06	0.00	−7.01	−7.07	1 026.80	10 min		SomaOil #1 81241201
16	2026.10.29 21:46	2026.10.30 04:38	USOUSD-ECN	buy	0.01	103.05	104.131	−0.06	0.16	10.81	+10.91	1 037.71	6 h 51 min	Take Profit	SomaOil #15 82042115
17	2026.10.30 04:37	2026.10.30 04:41	USOUSD-ECN	buy	0.01	103.866	104.779	−0.06	0.00	9.13	+9.07	1 046.78	4 min	Stop Loss	SomaOil #19 82082219
18	2026.10.30 04:35	2026.10.30 22:50	USOUSD-ECN	buy	0.01	103.752	103.645	−0.06	0.00	−1.07	−1.13	1 045.65	18 h 14 min		SomaOil #11 82121211
19	2026.10.30 04:48	2026.10.30 22:50	USOUSD-ECN	buy	0.01	105.384	103.645	−0.06	0.00	−17.39	−17.45	1 028.20	18 h 2 min		SomaOil #10 82121110
20	2026.11.02 07:34	2026.11.02 08:00	USOUSD-ECN	sell	0.01	100.803	101.057	−0.06	0.00	−2.54	−2.60	1 025.60	25 min		SomaOil #1 81241201
21	2026.11.02 20:04	2026.11.02 21:00	USOUSD-ECN	sell	0.01	96.237	96.706	−0.06	0.00	−4.69	−4.75	1 020.85	56 min		SomaOil #15 82042115
22	2026.11.02 19:50	2026.11.03 15:28	USOUSD-ECN	sell	0.01	96.48	96.853	−0.06	−0.57	−3.73	−4.36	1 016.49	19 h 38 min	Take Profit	SomaOil #16 82042216

#	Open	Closed	Symbol	Type	Volume	Open price	Close price	Commission	Swap	Profit	Net	Balance	Dur.	Close	Comment
23	2026.11.03 15:30	2026.11.03 15:32	USOUSD-ECN	sell	0.01	95.914	94.524	−0.06	0.00	13.90	+13.84	1 030.33	2 min	Stop Loss	SomaOil #14 82012114
24	2026.11.04 15:37	2026.11.04 16:14	USOUSD-ECN	sell	0.01	94.303	93.384	−0.06	0.00	9.19	+9.13	1 039.46	36 min	Stop Loss	SomaOil #14 82012114
25	2026.11.02 09:27	2026.11.04 18:32	USOUSD-ECN	sell	0.01	100.803	91.731	−0.06	−1.14	90.72	+89.52	1 128.98	2 d 9 h	Take Profit	SomaOil #1 81241201
26	2026.11.02 18:52	2026.11.04 18:44	USOUSD-ECN	sell	0.01	97.013	89.899	−0.06	−1.14	71.14	+69.94	1 198.92	1 d 23 h	Take Profit	SomaOil #17 82043117
27	2026.11.02 16:52	2026.11.04 18:48	USOUSD-ECN	sell	0.01	97.617	89.434	−0.06	−1.14	81.83	+80.63	1 279.55	2 d 1 h	Stop Loss	SomaOil #18 82043218
28	2026.11.02 19:50	2026.11.04 18:52	USOUSD-ECN	sell	0.01	96.513	88.925	−0.06	−1.14	75.88	+74.68	1 354.23	1 d 23 h	Take Profit	SomaOil #20 82083120
29	2026.11.04 18:46	2026.11.04 18:53	USOUSD-ECN	sell	0.01	89.297	88.909	−0.06	0.00	3.88	+3.82	1 358.05	7 min	Stop Loss	SomaOil #2 81123102
30	2026.11.02 18:53	2026.11.04 19:18	USOUSD-ECN	sell	0.01	96.99	88.261	−0.06	−1.14	87.29	+86.09	1 444.14	2 d	Take Profit	SomaOil #3 81011203
31	2026.11.04 19:37	2026.11.04 20:00	USOUSD-ECN	sell	0.01	87.741	88.529	−0.06	0.00	−7.88	−7.94	1 436.20	22 min		SomaOil #6 81041106
32	2026.11.04 19:37	2026.11.05 03:20	USOUSD-ECN	sell	0.02	87.741	87.78	−0.12	−1.15	−0.78	−2.05	1 434.15	7 h 43 min	Take Profit	SomaOil #12 82123112
33	2026.11.04 19:37	2026.11.05 05:42	USOUSD-ECN	sell	0.01	87.741	87.213	−0.06	−0.57	5.28	+4.65	1 438.80	10 h 5 min	Stop Loss	SomaOil #19 82082219
34	2026.11.04 18:45	2026.11.05 13:51	USOUSD-ECN	sell	0.01	89.677	89.677	−0.06	−0.57	0.00	−0.63	1 438.17	19 h 6 min	Stop Loss	SomaOil #10 82121110
35	2026.11.04 19:32	2026.11.06 14:50	USOUSD-ECN	sell	0.01	87.902	90.508	−0.06	−1.12	−26.06	−27.24	1 410.93	1 d 19 h		SomaOil #13 82123213
36	2026.11.04 19:18	2026.11.06 15:20	USOUSD-ECN	sell	0.01	88.386	91.203	−0.06	−1.12	−28.17	−29.35	1 381.58	1 d 20 h		SomaOil #8 82241208
37	2026.11.04 18:45	2026.11.06 15:30	USOUSD-ECN	sell	0.01	89.677	91.275	−0.06	−1.12	−15.98	−17.16	1 364.42	1 d 20 h		SomaOil #9 82242209
38	2026.11.04 19:18	2026.11.06 15:50	USOUSD-ECN	sell	0.01	88.386	91.464	−0.06	−1.12	−30.78	−31.96	1 332.46	1 d 20 h		SomaOil #7 81042107
39	2026.11.09 15:33	2026.11.09 21:38	USOUSD-ECN	sell	0.01	87.274	86.467	−0.06	0.00	8.07	+8.01	1 340.47	6 h 5 min	Take Profit	SomaOil #16 82042216
40	2026.11.09 14:49	2026.11.10 13:50	USOUSD-ECN	sell	0.01	87.724	85.79	−0.06	−0.55	19.34	+18.73	1 359.20	23 h		SomaOil #3 81011203
41	2026.11.09 13:17	2026.11.10 14:20	USOUSD-ECN	sell	0.01	88.278	85.574	−0.06	−0.55	27.04	+26.43	1 385.63	1 d 1 h		SomaOil #18 82043218

Times are server time from the report. Trade = closed position (MT5: from the Positions table; in the tester, entries matched to exits FIFO).
Optimization reports are not supported. Values may differ from the terminal summary by cents due to how entry commission is allocated.