

Report Analysis for "Night Hunter Pro v6.57 MT4_week"

generated by EarnForex.com

Table of contents

SUMMARY

MAIN DATA

GAIN & LOSS

ROI

POSITIONS

POSITION PROPERTIES

SHORT POSITION PROPERTIES

LONG POSITION PROPERTIES

WIN/LOSS SERIES

DRAWDOWN

INDEXES

TIME & VOLUME

R-MULTIPLE

CHARTS

BALANCE OVER TIME

BALANCE OVER TRADES

WINNING POSITIONS

LOSING POSITIONS

GROSS PROFIT

GROSS LOSS

POSITION VOLUME

DURATION OF WINNING POSITIONS

DURATION OF LOSING POSITIONS

Summary

PLAT FORM	PERIOD	LAST TRADE	STARTING BALANCE	HIGHEST BALANCE	LOWEST BALANCE	END BALANCE
MT4	2026-06-15 — 2026-06-19 (4 days)	0 day ago	\$999.96	● \$1,001.38	\$999.96	● +\$1,001.38

Gain & Loss

PAIR	NET PROFIT, \$	NET PROFIT, PIPS	GROSS PROFIT, \$	GROSS LOSS, \$
eurCHF	● -0.23	● -1.8	—	● -0.23
eurUSD	● +0.4	● +6.4	● +0.4	—
gbpUSD	● +1.25	● +13.8	● +1.25	—
Total	● +1.42	● +18.4	● +1.65	● -0.23

ROI

PAIR	ROI, %	ANNUALIZED ROI (REAL), %	ANNUALIZED ROI (THEORETICAL), %
eurCHF	● -0.02	● -126.74	● -126.74
eurUSD	● +0.04	● +3.6	● +6.94
gbpUSD	● +0.13	● +7.46	● +21.33
Total	● +0.14	● +12.66	● +12.03

Positions

PAIR	POSITIONS			TRADES (%)		% TRIGGERED POSITIONS	
	TOTAL	PROFITABLE	LOSING	SHORT	LONG	WITH SL	WITH TP
eurCHF	1	0 (0%)	1 (100%)	0 (0%)	1 (100%)	1 (0%)	1 (0%)
eurUSD	2	● 2 (100%)	0 (0%)	0 (0%)	2 (100%)	2 (0%)	2 (0%)
gbpUSD	3	● 3 (100%)	0 (0%)	2 (66.67%)	1 (33.33%)	3 (0%)	3 (0%)

Total 6 ● 5 (83.33%) 1 (16.67%) 2 (33.33%) 4 (66.67%) 6 (0%) 6 (0%)

Position Properties

PAIR	AVERAGE, \$		LARGEST, \$		AVERAGE OUT COME, \$		AVERAGE OUT COME, PIPS		EXPECTED PAYOFF, \$	REWARD/RISK RATIO
	PROFIT	LOSS	PROFIT	LOSS	SL	TP	SL	TP		
eurCHF	—	● -0.23	—	● -0.23	—	—	—	—	● -0.23	—
eurUSD	● +0.2	—	● +0.25	—	—	—	—	—	● +0.2	—
gbpUSD	● +0.42	—	● +0.73	—	—	—	—	—	● +0.42	—
Total	● +0.33	● -0.23	● +0.73	● -0.23	—	—	—	—	● +0.24	● 1.43

Short Position Properties

PAIR	SHORT POSITIONS		AVERAGE, \$		LARGEST, \$		TOTAL PROFIT, \$	EXPECTED PAYOFF, \$	REWARD/RISK RATIO
	WON	LOST	PROFIT	LOSS	PROFIT	LOSS			
gbpUSD	● 2	—	● +0.59	—	● +0.73	—	1.18	● +0.59	—
Total	● 2	—	● +0.59	—	● +0.73	—	1.18	● +0.59	—

Long Position Properties

PAIR	LONG POSITIONS		AVERAGE, \$		LARGEST, \$		TOTAL PROFIT, \$	EXPECTED PAYOFF, \$	REWARD/RISK RATIO
	WON	LOST	PROFIT	LOSS	PROFIT	LOSS			
eurCHF	—	1	—	● -0.23	—	● -0.23	● -0.23	● -0.23	—
eurUSD	● 2	—	● +0.2	—	● +0.25	—	● +0.4	● +0.2	—
gbpUSD	● 1	—	● +0.07	—	● +0.07	—	● +0.07	● +0.07	—
Total	● 3	1	● +0.16	● -0.23	● +0.25	● -0.23	● +0.24	● +0.06	● 0.7

Win/Loss Series

PAIR	MAXIMUM CONSECUTIVE								AVERAGE CONSECUTIVE	
	PROFIT, \$	PROFITABLE POSITIONS (BY PROFIT)	PROFITABLE POSITIONS	PROFIT (BY POSITIONS), \$	LOSS	LOSING POSITIONS (BY LOSS)	LOSING POSITIONS	LOSS (BY POSITIONS)	WINS	LOSSES
eurusd	● +0.4	● 2	● 2	● +0.4	—	—	—	—	● 2	—
gbpusd	● +1.25	● 3	● 3	● +1.25	—	—	—	—	● 3	—
eurCHF	—	—	—	—	● -0.23	1	1	● -0.23	—	1
Total	● +1.2	● 4	● 4	● +1.2	● -0.23	1	1	● -0.23	● 3	1

Drawdown

PAIR	ABSOLUTE DRAWDOWN, \$	MAXIMUM DRAWDOWN		AVERAGE DRAWDOWN		RELATIVE DRAWDOWN	
		\$	%	\$	%	%	\$
eurCHF	-0.23	-0.23	0.02	-0.23	0.02	0.02	-0.23
eurusd	—	—	—	—	—	—	—
gbpusd	—	—	—	—	—	—	—
Total	—	-0.23	0.02	0.12	0.01	0.02	-0.23

Indexes

PAIR	PROFIT FACTOR	RECOVERY FACTOR (CALMAR RATIO)	SHARPE RATIO	SORTINO RATIO	ULCER INDEX	AHPR	GHPR	STANDARD DEVIATION, \$	Z-SCORE (PROBABILITY)	RISK-ADJUSTED RETURN, %	CAGR, %
eurusd	—	—	—	—	—	● +1	—	—	— (0%)	—	● +3.66
gbpusd	—	—	● +1.54	—	—	● +0.04	—	0.27	— (0%)	● +462.96	● +7.74
eurCHF	—	● -1	—	—	—	● +1	—	—	— (0%)	—	● -71.85
Total	7.17	● +6.17	● +0.71	● +0.5	0.02	● +0.02	0.02	0.33	● +1.77 (92.33%)	● +354.55	● +13.82

Time & Volume

TOTAL DURATION	AVERAGE DURATION	VOLUME
----------------	------------------	--------

PAIR	WINNING TRADES			LOSING TRADES			ALL TRADES		
	WINNING TRADES	LOSING TRADES	ALL TRADES	WINNING TRADES	LOSING TRADES	ALL TRADES	TOTAL	AVERAGE	
eurCHF	—	1h 35m 23s	1h 35m 23s	—	1h 35m 23s	1h 35m 23s	0.01	0.01	
eurUSD	2d 2h 28m 27s	—	2d 2h 28m 27s	1d 1h 14m 13s	—	1d 1h 14m 13s	0.02	0.01	
gbpUSD	2d 3h 19m 41s	—	2d 3h 19m 41s	17h 6m 33s	—	17h 6m 33s	0.03	0.01	
Total	4d 5h 48m 8s	1h 35m 23s	4d 7h 23m 31s	20h 21m 37s	1h 35m 23s	17h 13m 55s	0.06	0.01	

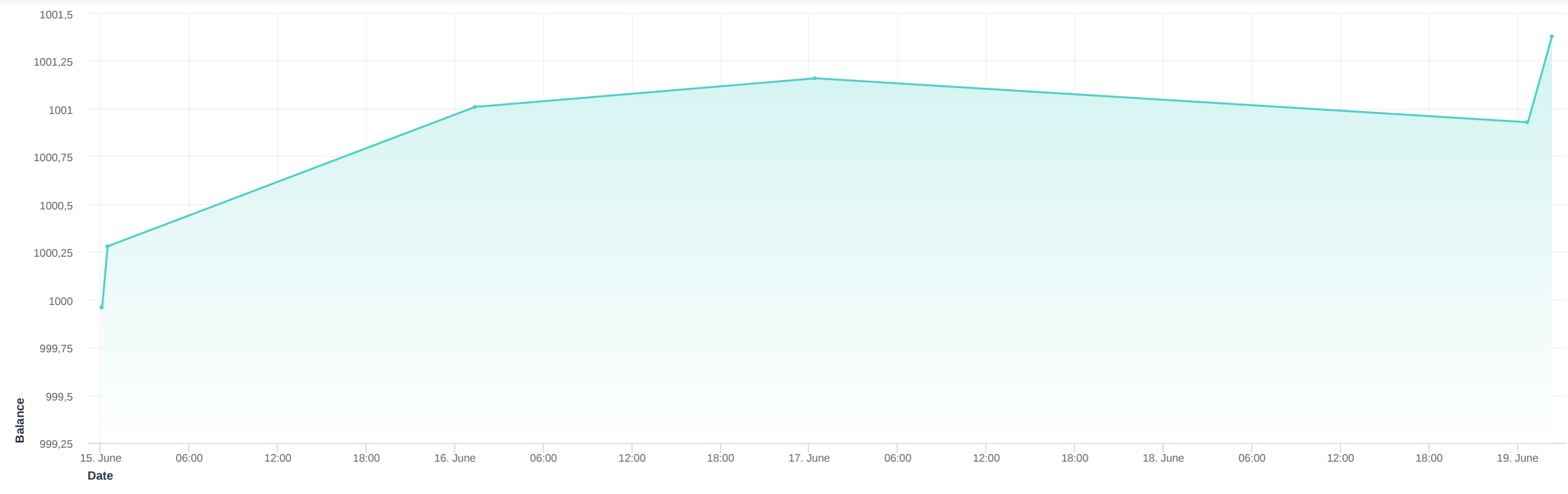
Expenses

PAIR	COMMISSION, \$	SWAP, \$
eurCHF	● -0.02	● +0.01
eurUSD	● -0.04	● -0.2
gbpUSD	● -0.09	● -0.04
Total	● -0.15	● -0.23

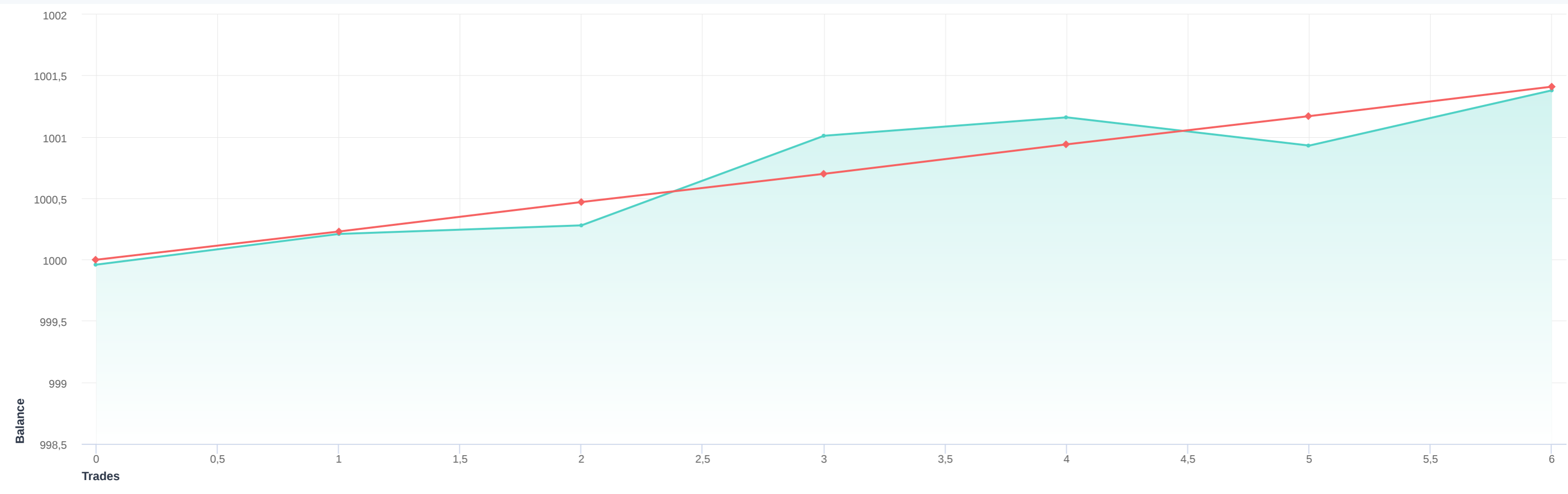
R-Multiple

PAIR	R-MULTIPLE, \$	AVERAGE PROFITABLE TRADE IN R-MULTIPLES	AVERAGE LOSING TRADE IN R-MULTIPLES	EXPECTED PAYOFF IN R-MULTIPLES
eurCHF	0.23	—	● -1	● -1
Total	0.23	● +1.43	● -1	● +1.04

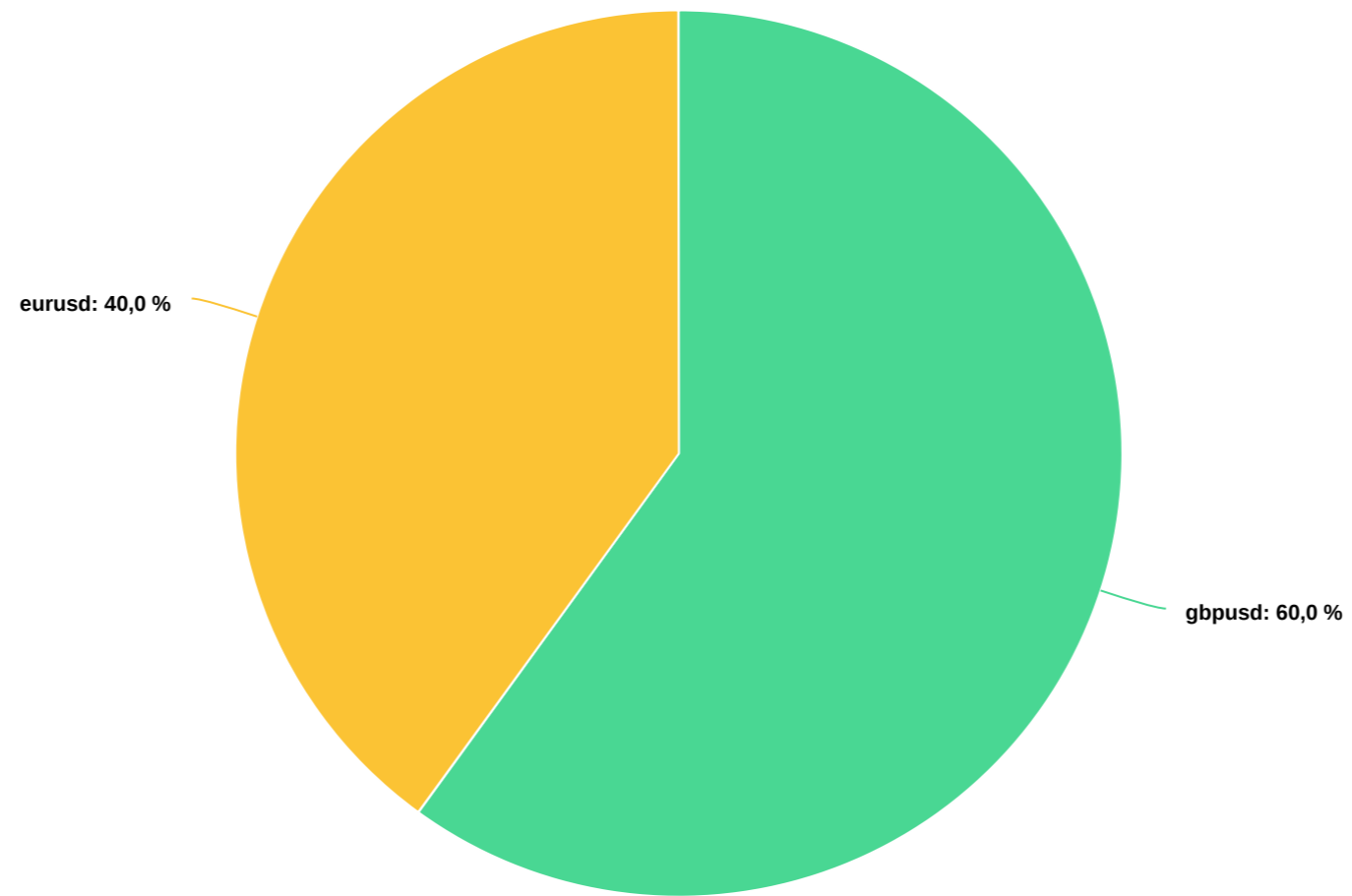
Balance over Time



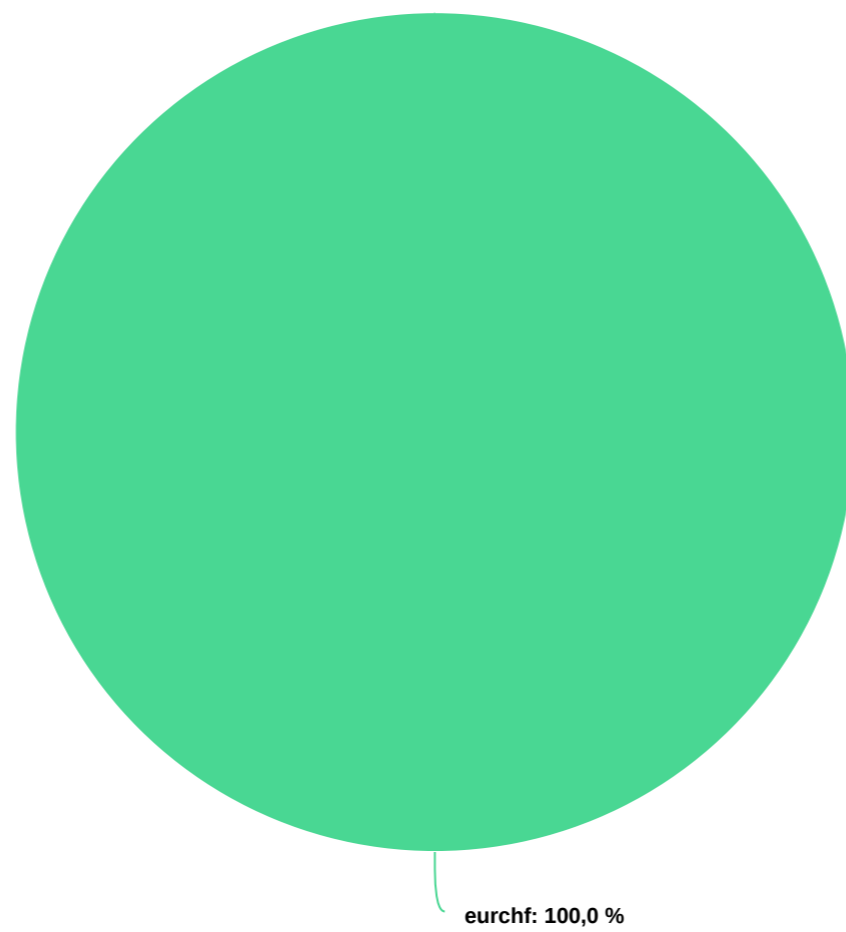
Balance over Trades



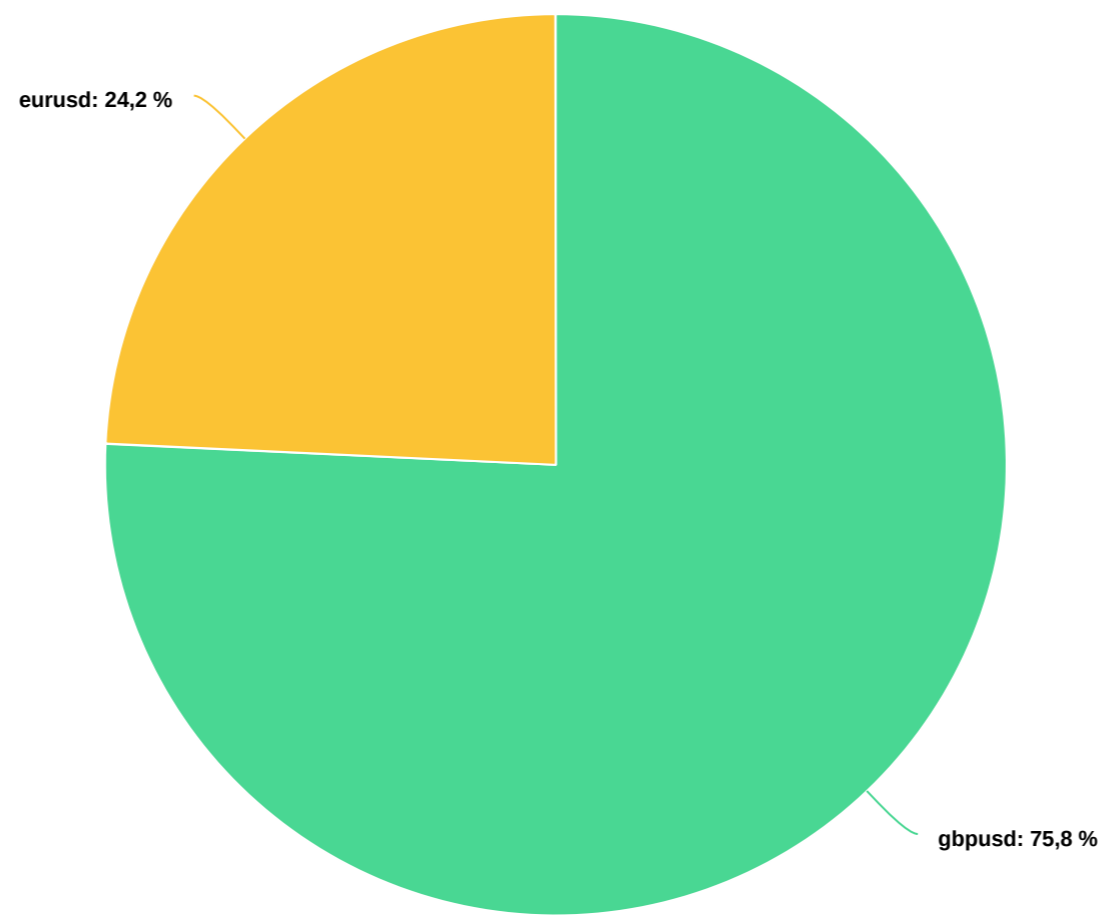
Winning Positions



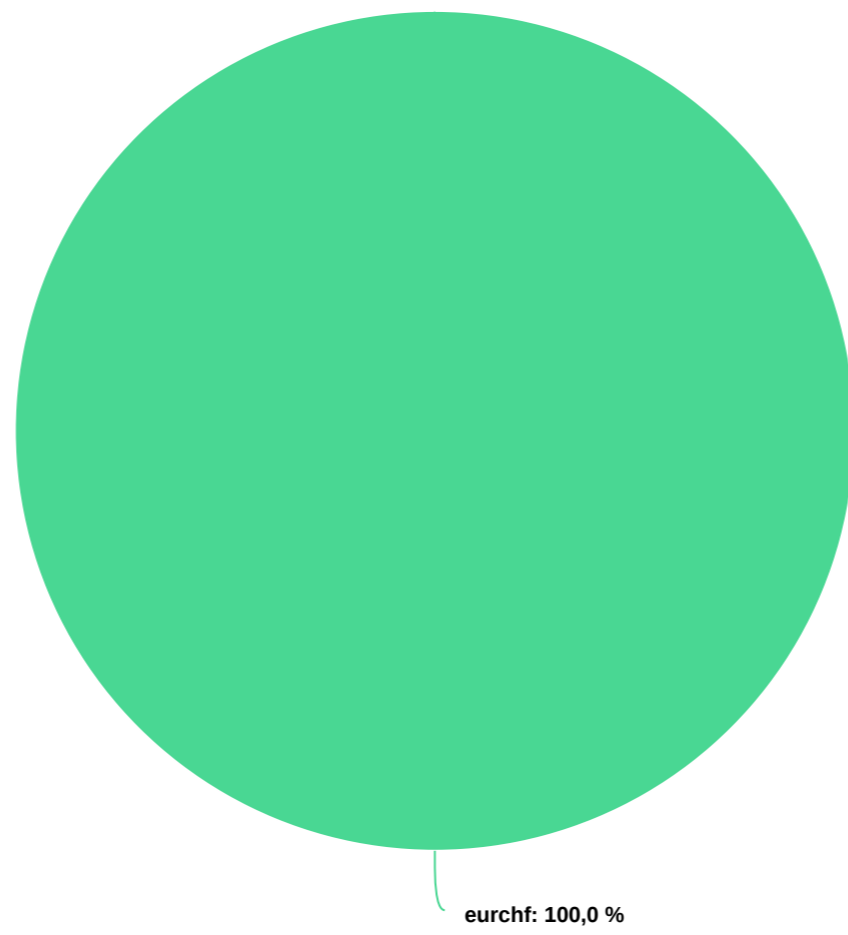
Losing Positions



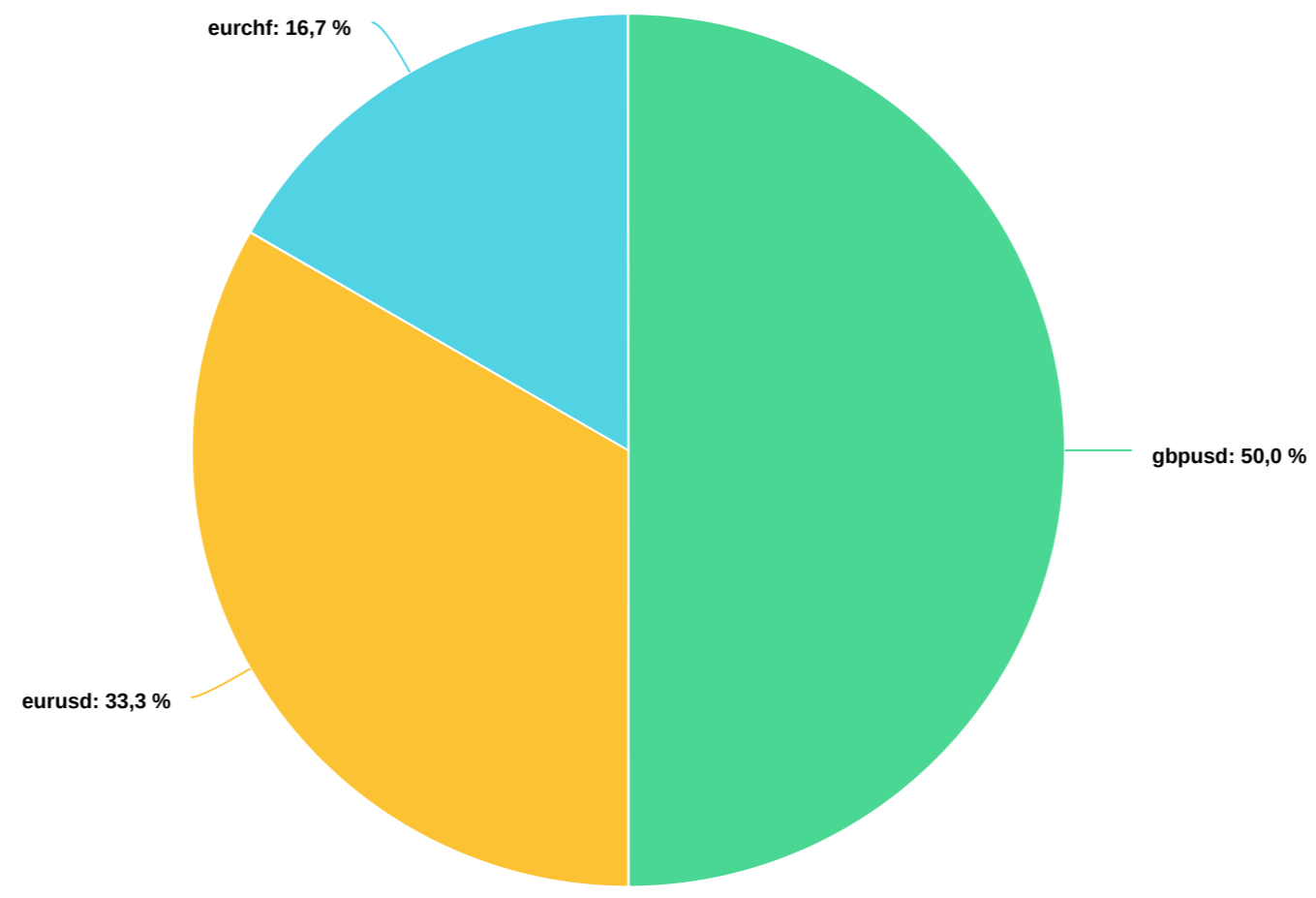
Gross Profit



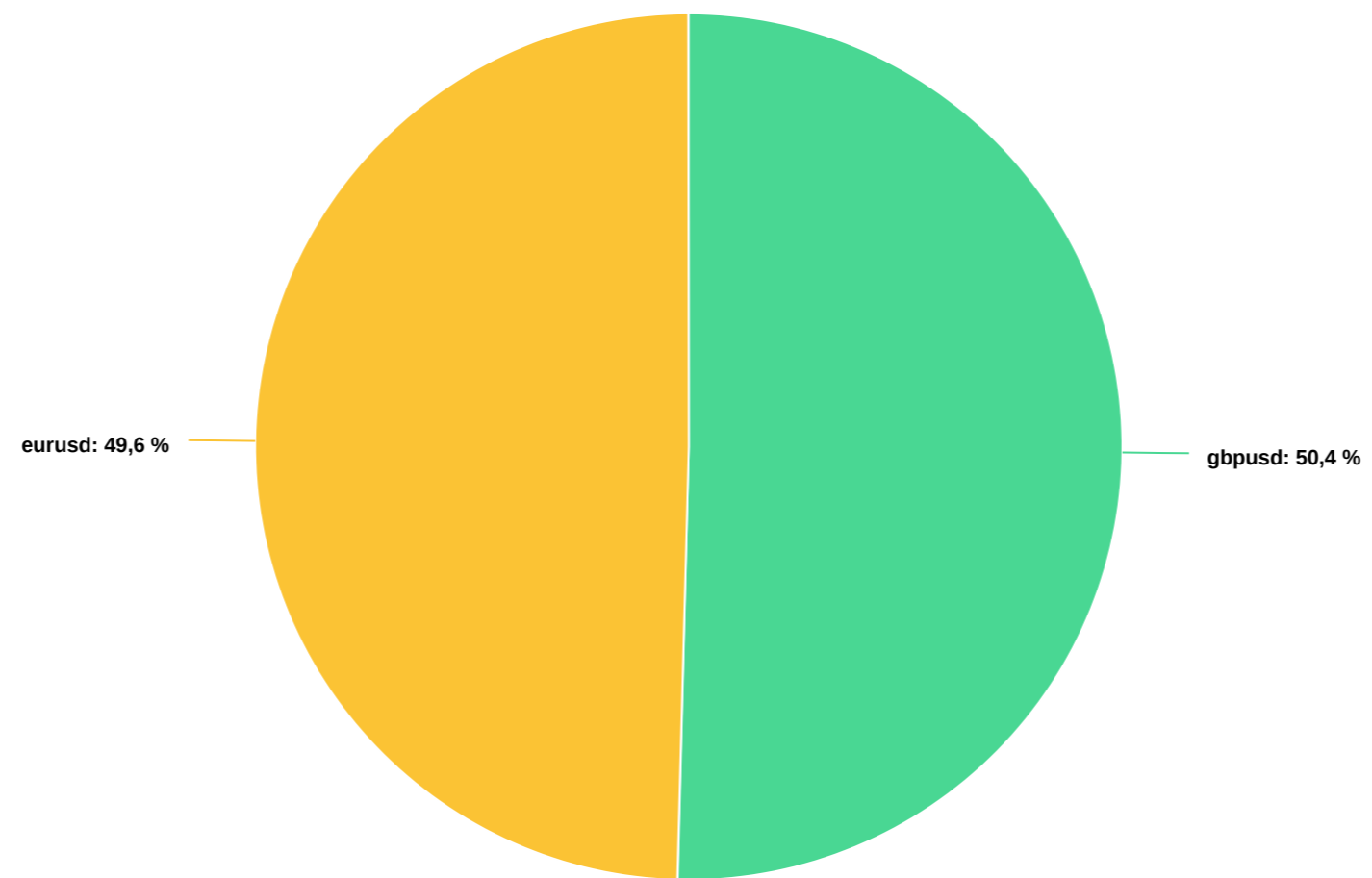
Gross Loss




Position Volume



Duration of Winning Positions



Duration of Losing Positions



eurCHF: 100,0 %