

Report Analysis for "Night Hunter Pro v6.57 MT4_week"

generated by EarnForex.com

Table of contents

SUMMARY

MAIN DATA

GAIN & LOSS

ROI

POSITIONS

POSITION PROPERTIES

SHORT POSITION PROPERTIES

LONG POSITION PROPERTIES

WIN/LOSS SERIES

DRAWDOWN

INDEXES

TIME & VOLUME

R-MULTIPLE

CHARTS

BALANCE OVER TIME

BALANCE OVER TRADES

WINNING POSITIONS

LOSING POSITIONS

GROSS PROFIT

GROSS LOSS

POSITION VOLUME

DURATION OF WINNING POSITIONS

DURATION OF LOSING POSITIONS

Summary

PLAT FORM	PERIOD	LAST TRADE	STARTING BALANCE	HIGHEST BALANCE	LOWEST BALANCE	END BALANCE
MT4	2026-06-12 — 2026-06-15 (2 days)	today	\$1,000	● \$1,000.28	\$1,000	● +\$1,000.28

Gain & Loss

PAIR	NET PROFIT, \$	NET PROFIT, PIPS	GROSS PROFIT, \$	GROSS LOSS, \$
eurCHF	● -0.04	● -0.2	—	● -0.04
eurUSD	● +0.25	● +3.7	● +0.25	—
gbpUSD	● +0.07	● +1.4	● +0.07	—
Total	● +0.28	● +4.9	● +0.32	● -0.04

ROI

PAIR	ROI, %	ANNUALIZED ROI (REAL), %	ANNUALIZED ROI (THEORETICAL), %
eurCHF	—	● -23.6	● -23.6
eurUSD	● +0.03	● +4.46	● +4.46
gbpUSD	● +0.01	● +1.25	● +1.25
Total	● +0.03	● +3.42	● +2.46

Positions

PAIR	POSITIONS			TRADES (%)		% TRIGGERED POSITIONS	
	TOTAL	PROFITABLE	LOSING	SHORT	LONG	WITH SL	WITH TP
eurCHF	1	0 (0%)	1 (100%)	0 (0%)	1 (100%)	1 (0%)	1 (0%)
eurUSD	1	● 1 (100%)	0 (0%)	0 (0%)	1 (100%)	1 (0%)	1 (0%)
gbpUSD	1	● 1 (100%)	0 (0%)	0 (0%)	1 (100%)	1 (0%)	1 (0%)

Total 3 ● 2 (66.67%) 1 (33.33%) 0 (0%) 3 (100%) 3 (0%) 3 (0%)

Position Properties

PAIR	AVERAGE, \$		LARGEST, \$		AVERAGE OUT COME, \$		AVERAGE OUT COME, PIPS		EXPECTED PAYOFF, \$	REWARD/RISK RATIO
	PROFIT	LOSS	PROFIT	LOSS	SL	TP	SL	TP		
eurCHF	—	● -0.04	—	● -0.04	—	—	—	—	● -0.04	—
eurUSD	● +0.25	—	● +0.25	—	—	—	—	—	● +0.25	—
gbpUSD	● +0.07	—	● +0.07	—	—	—	—	—	● +0.07	—
Total	● +0.16	● -0.04	● +0.25	● -0.04	—	—	—	—	● +0.09	● 4

Short Position Properties

PAIR	SHORT POSITIONS		AVERAGE, \$		LARGEST, \$		TOTAL PROFIT, \$	EXPECTED PAYOFF, \$	REWARD/RISK RATIO
	WON	LOST	PROFIT	LOSS	PROFIT	LOSS			
Total	—	—	—	—	—	—	—	—	—

Long Position Properties

PAIR	LONG POSITIONS		AVERAGE, \$		LARGEST, \$		TOTAL PROFIT, \$	EXPECTED PAYOFF, \$	REWARD/RISK RATIO
	WON	LOST	PROFIT	LOSS	PROFIT	LOSS			
eurCHF	—	1	—	● -0.04	—	● -0.04	● -0.04	● -0.04	—
eurUSD	● 1	—	● +0.25	—	● +0.25	—	● +0.25	● +0.25	—
gbpUSD	● 1	—	● +0.07	—	● +0.07	—	● +0.07	● +0.07	—
Total	● 2	1	● +0.16	● -0.04	● +0.25	● -0.04	● +0.28	● +0.09	● 4

Win/Loss Series

MAXIMUM CONSECUTIVE	AVERAGE CONSECUTIVE
---------------------	---------------------

PAIR	PROFIT, \$	PROFITABLE POSITIONS (BY PROFIT)	PROFITABLE POSITIONS	PROFIT (BY POSITIONS), \$	LOSS	LOSING POSITIONS (BY LOSS)	LOSING POSITIONS	LOSS (BY POSITIONS)	WINS	LOSSES
eurusd	● +0.25	● 1	● 1	● +0.25	—	—	—	—	● 1	—
gbpusd	● +0.07	● 1	● 1	● +0.07	—	—	—	—	● 1	—
eurCHF	—	—	—	—	● -0.04	1	1	● -0.04	—	1
Total	● +0.32	● 2	● 2	● +0.32	● -0.04	1	1	● -0.04	● 2	1

Drawdown

PAIR	ABSOLUTE DRAWDOWN, \$	MAXIMUM DRAWDOWN		AVERAGE DRAWDOWN		RELATIVE DRAWDOWN	
		\$	%	\$	%	%	\$
eurCHF	-0.04	-0.04	—	-0.04	—	—	-0.04
eurusd	—	—	—	—	—	—	—
gbpusd	—	—	—	—	—	—	—
Total	-0.04	-0.04	—	0.02	—	—	-0.04

Indexes

PAIR	PROFIT FACTOR	RECOVERY FACTOR (CALMAR RATIO)	SHARPE RATIO	SORTINO RATIO	ULCER INDEX	AHPR	GHPR	STANDARD DEVIATION, \$	Z-SCORE (PROBABILITY)	RISK-ADJUSTED RETURN, %	CAGR, %
eurusd	—	—	—	—	—	● +1	—	—	— (0%)	—	● +4.56
gbpusd	—	—	—	—	—	● +1	—	—	— (0%)	—	● +1.26
eurCHF	—	● -1	—	—	—	—	—	—	— (0%)	—	● -21.02
Total	8	● +7	● +1.78	—	—	● +0.02	0.01	0.09	● +0.35 (27.37%)	● +355.56	● +5.24

Time & Volume

PAIR	TOTAL DURATION	AVERAGE DURATION	VOLUME

	WINNING TRADES	LOSING TRADES	ALL TRADES	WINNING TRADES	LOSING TRADES	ALL TRADES	TOTAL	AVERAGE
eurCHF	—	1h 29m 6s	1h 29m 6s	—	1h 29m 6s	1h 29m 6s	0.01	0.01
eurUSD	2d 1h 4m 59s	—	2d 1h 4m 59s	2d 1h 4m 59s	—	2d 1h 4m 59s	0.01	0.01
gbpUSD	2d 59m 6s	—	2d 59m 6s	2d 59m 6s	—	2d 59m 6s	0.01	0.01
Total	4d 2h 4m 5s	1h 29m 6s	4d 3h 33m 11s	2d 1h 2m 2s	1h 29m 6s	1d 9h 11m 3s	0.03	0.01

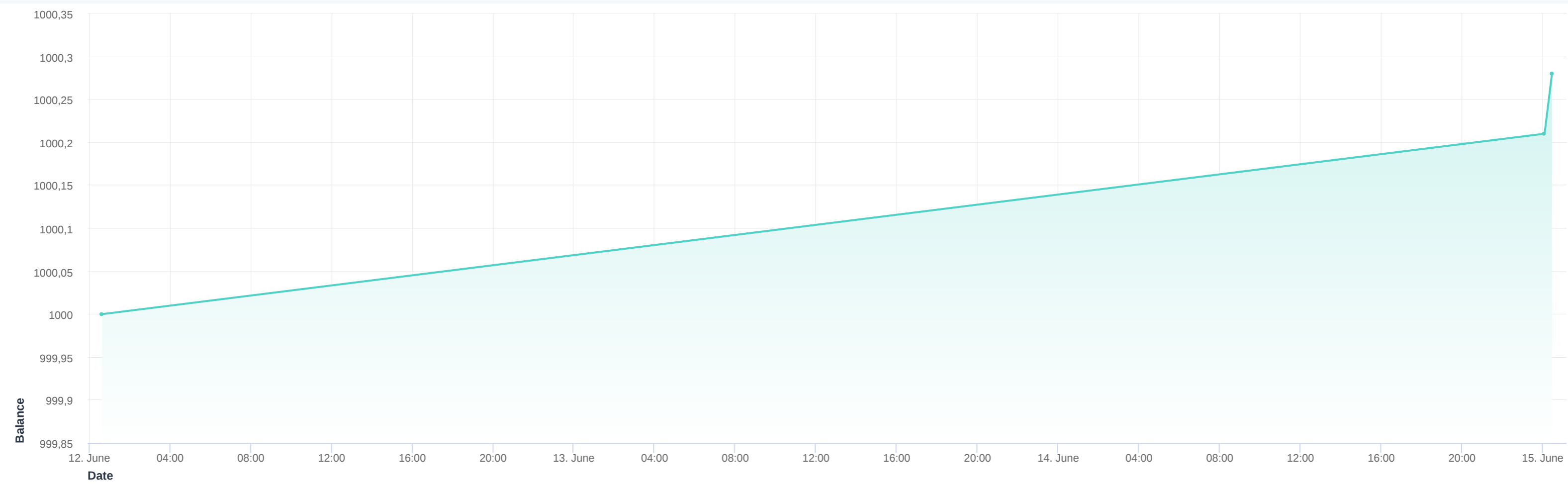
Expenses

PAIR	COMMISSION, \$	SWAP, \$
eurCHF	● -0.02	● +0.01
eurUSD	● -0.02	● -0.1
gbpUSD	● -0.03	● -0.04
Total	● -0.07	● -0.13

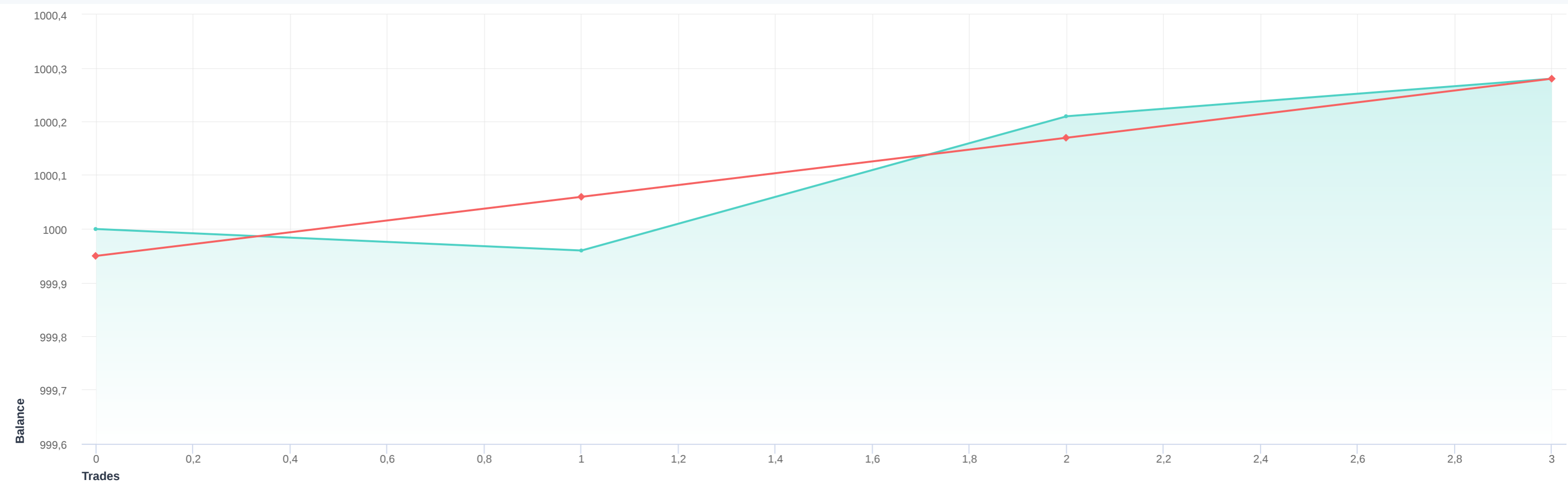
R-Multiple

PAIR	R-MULTIPLE, \$	AVERAGE PROFITABLE TRADE IN R-MULTIPLES	AVERAGE LOSING TRADE IN R-MULTIPLES	EXPECTED PAYOFF IN R-MULTIPLES
eurCHF	0.04	—	● -1	● -1
Total	0.04	● +4	● -1	● +2.25

Balance over Time



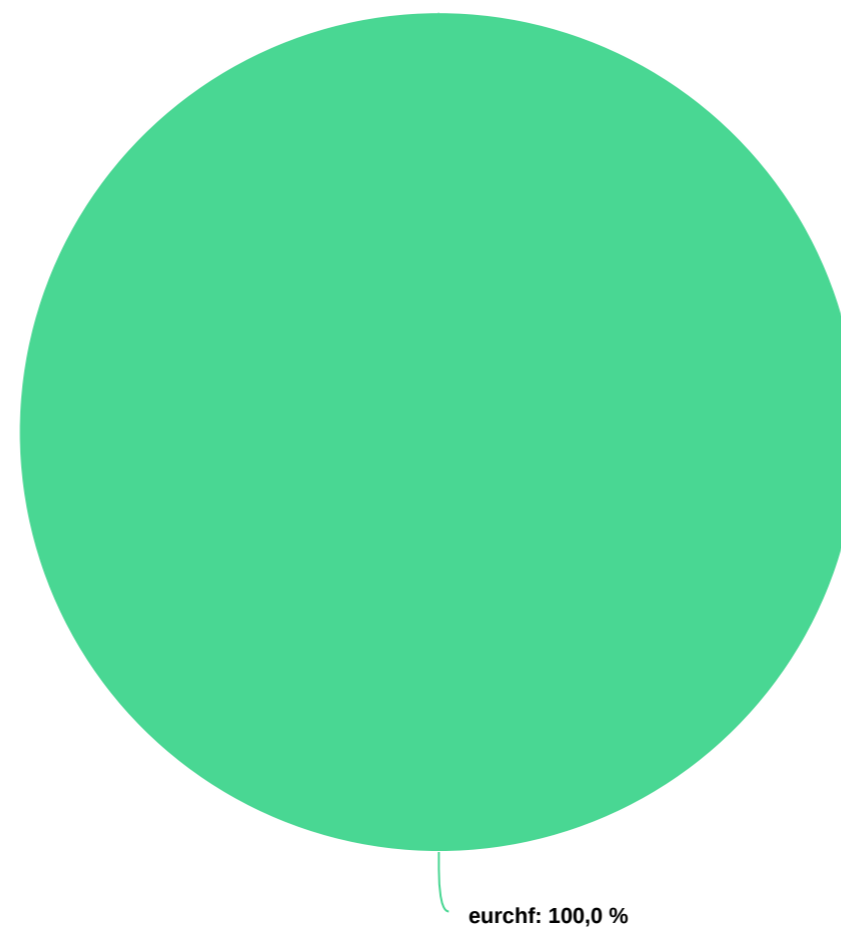
Balance over Trades



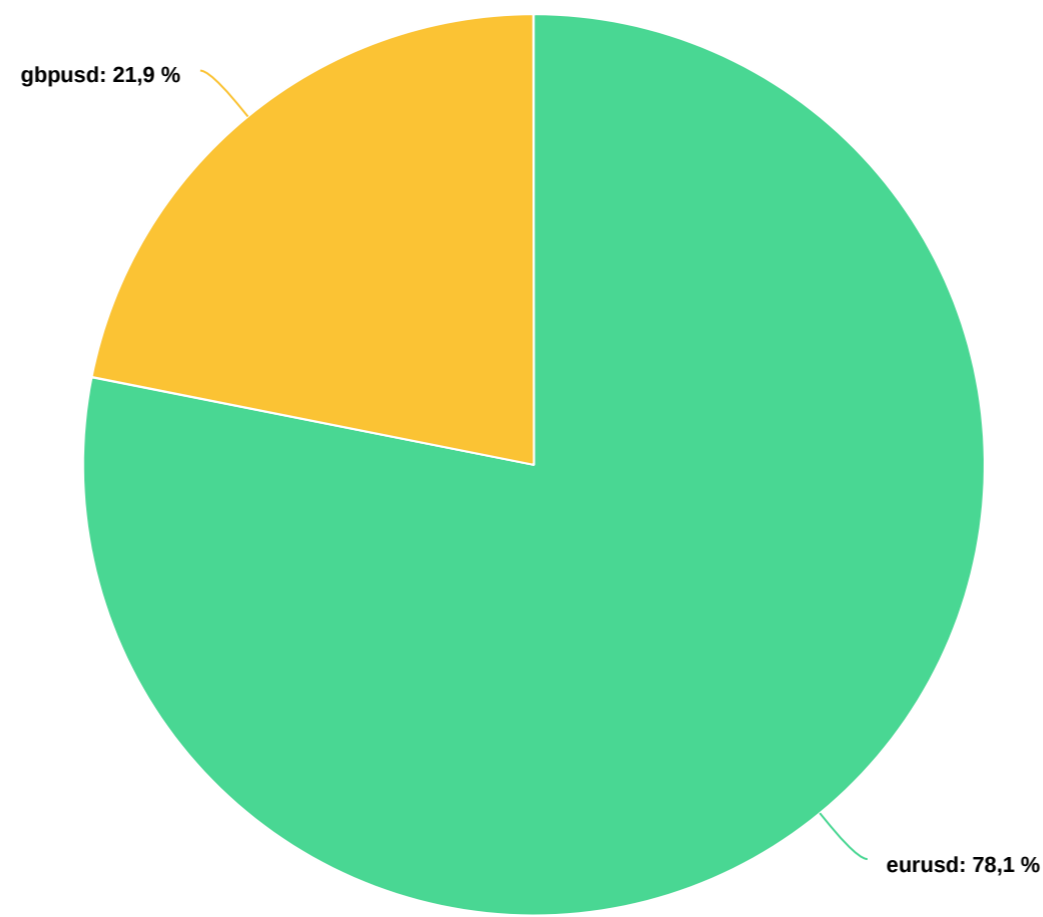
Winning Positions



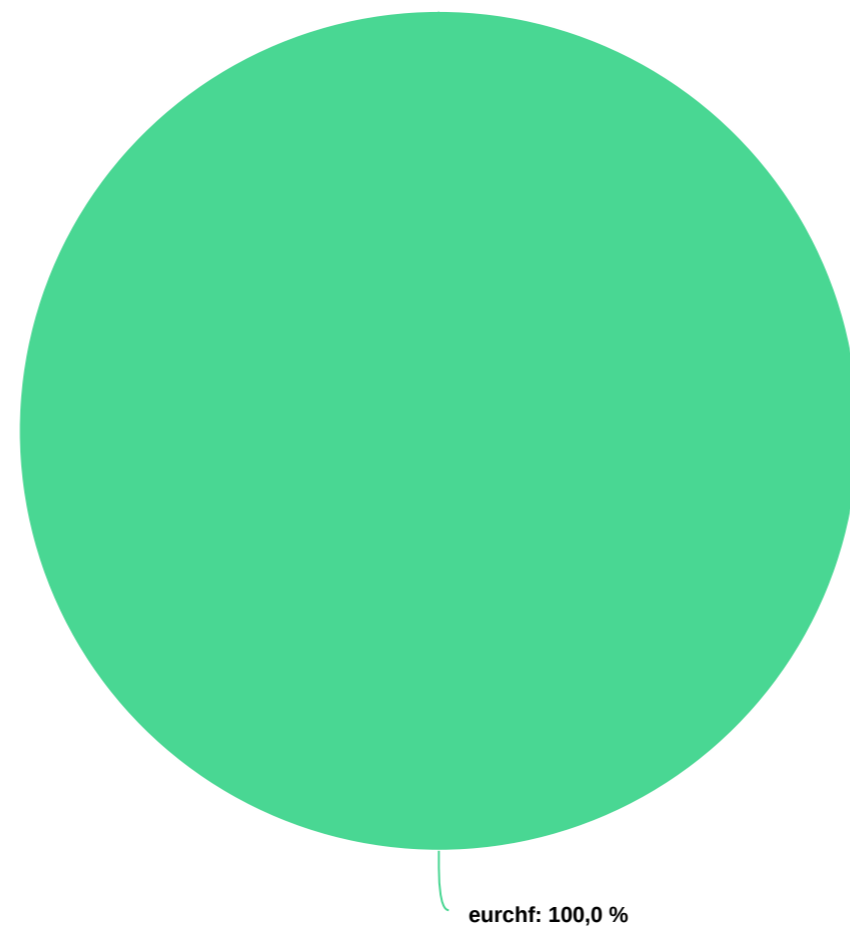
Losing Positions



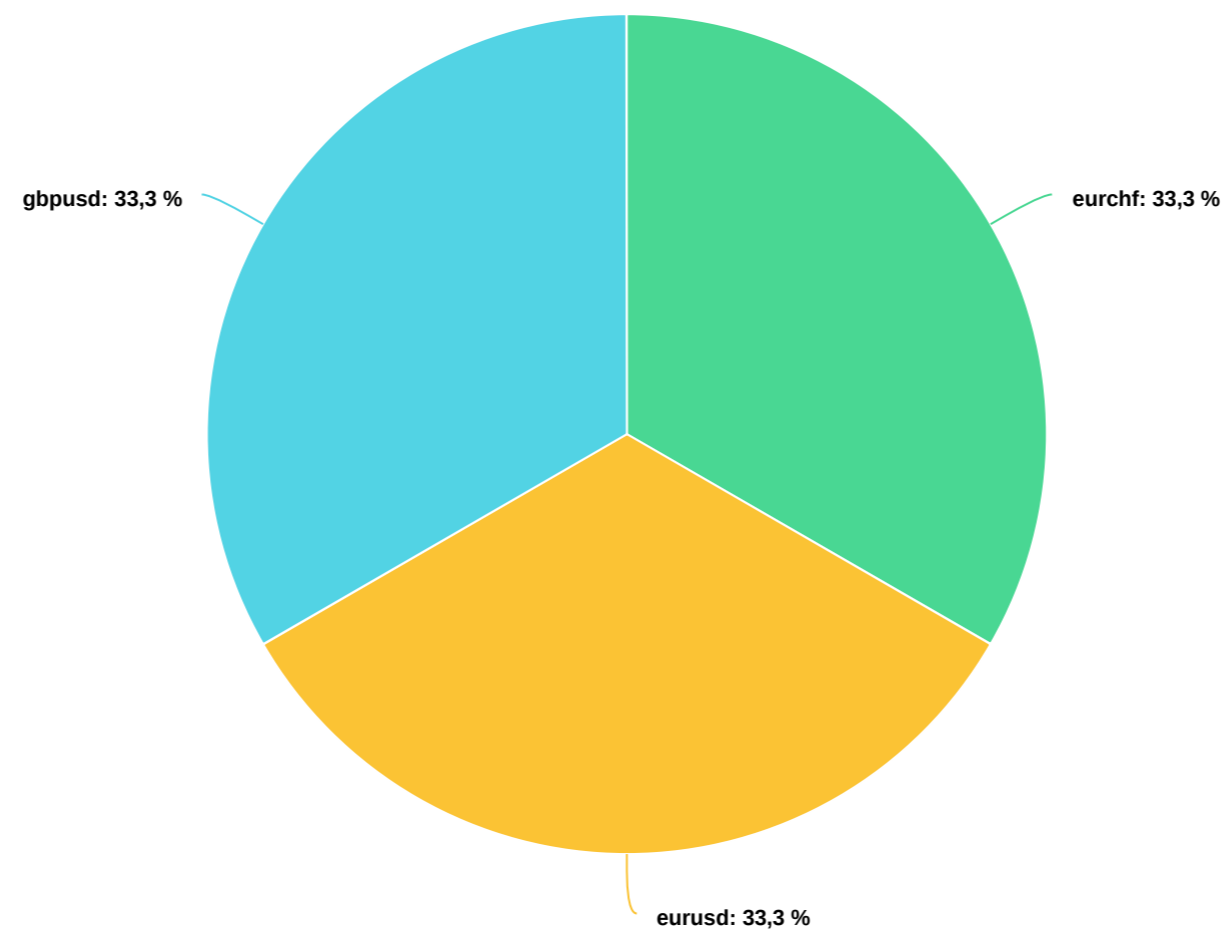
Gross Profit



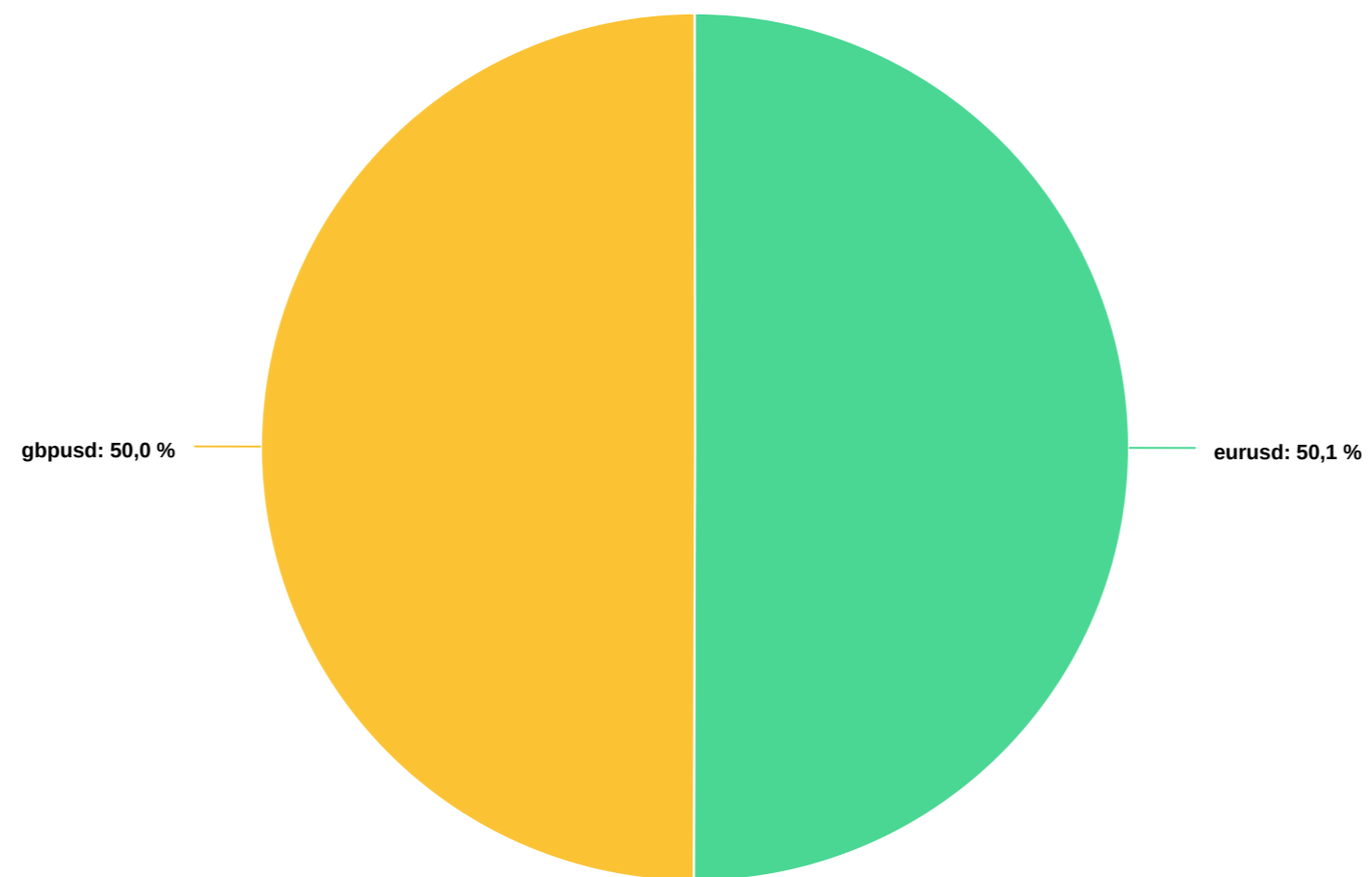
Gross Loss




Position Volume



Duration of Winning Positions



Duration of Losing Positions



eurhf: 100,0 %