

# Report Analysis for "Forex Real Profit v5.11 MT4\_week"

generated by [EarnForex.com](http://EarnForex.com)

## Table of contents

---

SUMMARY

---

### *MAIN DATA*

---

GAIN & LOSS

---

ROI

---

POSITIONS

---

POSITION PROPERTIES

---

SHORT POSITION PROPERTIES

---

LONG POSITION PROPERTIES

---

WIN/LOSS SERIES

---

DRAWDOWN

---

INDEXES

---

TIME & VOLUME

---

R-MULTIPLE

---

### *CHARTS*

---

BALANCE OVER TIME

---

BALANCE OVER TRADES

---

LOSSES IN A ROW

---

WINNING POSITIONS

---

LOSING POSITIONS

---

GROSS PROFIT

---

GROSS LOSS

---

POSITION VOLUME

---

DURATION OF WINNING POSITIONS

---

DURATION OF LOSING POSITIONS

---

# Summary

PLAT FORM	PERIOD	LAST TRADE	STARTING BALANCE	HIGHEST BALANCE	LOWEST BALANCE	END BALANCE
MT4	2026-05-18 — 2026-05-22 (3 days)	1 day ago	\$9,251.82	● \$9,673.85	\$9,251.82	● +\$9,625.99

## Gain & Loss

PAIR	NET PROFIT, \$	NET PROFIT, PIPS	GROSS PROFIT, \$	GROSS LOSS, \$
euraud	● -119.74	● -23.2	—	● -119.74
eurcad	● +18.23	● +8.3	● +88.11	● -69.88
eurgbp	● +19.48	● +5.6	● +28.29	● -8.81
eurusd	● +42.51	● +10.7	● +58.88	● -16.37
gbpusd	● +125.43	● +30.6	● +138.72	● -13.29
usdcad	● +109.07	● +23.8	● +109.07	—
usdchf	● +92.9	● +19.7	● +105.9	● -13
usdjpy	● +86.29	● +21.4	● +138.48	● -52.19
Total	● +374.17	● +96.9	● +667.45	● -293.28

## ROI

PAIR	ROI, %	ANNUALIZED ROI (REAL), %	ANNUALIZED ROI (THEORETICAL), %
euraud	● -1.29	● -153.07	● -1,884.26
eurcad	● +0.2	● +23.57	● +150.52
eurgbp	● +0.21	● +24.91	● +397.3
eurusd	● +0.46	● +151.54	● +559.46
gbpusd	● +1.36	● +229.93	● +1,385.79

usdcad	+1.18	+202.36	+1,666.12
usdchf	+1	+117.01	+1,190.28
usdjpy	+0.93	+111.61	+1,264.53
<b>Total</b>	<b>+4.04</b>	<b>+471.41</b>	<b>+611.45</b>

## Positions

PAIR	POSITIONS			TRADES (%)		% TRIGGERED POSITIONS	
	TOTAL	PROFITABLE	LOSING	SHORT	LONG	WITH SL	WITH TP
euraud	3	0 (0%)	3 (100%)	2 (66.67%)	1 (33.33%)	3 (0%)	3 (0%)
eurcad	5	3 (60%)	2 (40%)	3 (60%)	2 (40%)	5 (0%)	5 (0%)
eurgbp	4	3 (75%)	1 (25%)	2 (50%)	2 (50%)	4 (0%)	4 (0%)
eurusd	3	2 (66.67%)	1 (33.33%)	1 (33.33%)	2 (66.67%)	3 (0%)	3 (0%)
gbpusd	6	5 (83.33%)	1 (16.67%)	3 (50%)	3 (50%)	6 (0%)	6 (0%)
usdcad	5	5 (100%)	0 (0%)	2 (40%)	3 (60%)	5 (0%)	5 (0%)
usdchf	4	3 (75%)	1 (25%)	1 (25%)	3 (75%)	4 (0%)	4 (0%)
usdjpy	5	3 (60%)	2 (40%)	2 (40%)	3 (60%)	5 (0%)	5 (0%)
<b>Total</b>	<b>35</b>	<b>24 (68.57%)</b>	<b>11 (31.43%)</b>	<b>16 (45.71%)</b>	<b>19 (54.29%)</b>	<b>35 (0%)</b>	<b>35 (0%)</b>

## Position Properties

PAIR	AVERAGE, \$		LARGEST, \$		AVERAGE OUT COME, \$		AVERAGE OUT COME, PIPS		EXPECTED PAYOFF, \$	REWARD/RISK RATIO
	PROFIT	LOSS	PROFIT	LOSS	SL	TP	SL	TP		
euraud	—	-39.91	—	-65.82	—	—	—	—	-39.91	—
eurcad	+29.37	-34.94	+45.78	-64.21	—	—	—	—	+3.65	0.84

<b>eurgbp</b>	+9.43	-8.81	+15.15	-8.81	—	—	—	—	+4.87	1.07
<b>eurusd</b>	+29.44	-16.37	+44.93	-16.37	—	—	—	—	+14.17	1.8
<b>gbpusd</b>	+27.74	-13.29	+45.74	-13.29	—	—	—	—	+20.91	2.09
<b>usdcad</b>	+21.81	—	+46.7	—	—	—	—	—	+21.81	—
<b>usdchf</b>	+35.3	-13	+47.43	-13	—	—	—	—	+23.23	2.72
<b>usdjpy</b>	+46.16	-26.1	+48.06	-36.05	—	—	—	—	+17.26	1.77
<b>Total</b>	+27.81	-26.66	+48.06	-65.82	—	—	—	—	+10.69	1.04

## Short Position Properties

PAIR	SHORT POSITIONS		AVERAGE, \$		LARGEST, \$		TOTAL PROFIT, \$	EXPECTED PAYOFF, \$	REWARD/RISK RATIO
	WON	LOST	PROFIT	LOSS	PROFIT	LOSS			
<b>euraud</b>	—	2	—	-52.67	—	-65.82	-105.34	-52.67	—
<b>eurcad</b>	2	1	+43.2	-64.21	+45.78	-64.21	22.19	+7.4	0.67
<b>eurgbp</b>	1	1	+5.77	-8.81	+5.77	-8.81	-3.04	-1.52	0.65
<b>eurusd</b>	—	1	—	-16.37	—	-16.37	-16.37	-16.37	—
<b>gbpusd</b>	3	—	+31.27	—	+45.74	—	93.8	+31.27	—
<b>usdcad</b>	2	—	+35.94	—	+46.7	—	71.88	+35.94	—
<b>usdchf</b>	1	—	+47.43	—	+47.43	—	47.43	+47.43	—
<b>usdjpy</b>	1	1	+44.14	-36.05	+44.14	-36.05	8.09	+4.05	1.22
<b>Total</b>	10	6	+34.94	-38.46	+47.43	-65.82	118.64	+7.42	0.91

## Long Position Properties

PAIR	LONG POSITIONS		AVERAGE, \$		LARGEST, \$		TOTAL PROFIT, \$	EXPECTED PAYOFF, \$	REWARD/RISK RATIO
	WON	LOST	PROFIT	LOSS	PROFIT	LOSS			

	WON	LOST	PROFIT	LOSS	PROFIT	LOSS	TOTAL PROFIT, \$	EXPECTED PAYOFF, \$	REWARD/RISK RATIO
euraud	—	1	—	● -14.4	—	● -14.4	● -14.4	● -14.4	—
eurcad	● 1	1	● +1.71	● -5.67	● +1.71	● -5.67	● -3.96	● -1.98	● 0.3
eurgbp	● 2	—	● +11.26	—	● +15.15	—	● +22.52	● +11.26	—
eurusd	● 2	—	● +29.44	—	● +44.93	—	● +58.88	● +29.44	—
gbpusd	● 2	1	● +22.46	● -13.29	● +44.77	● -13.29	● +31.63	● +10.54	● 1.69
usdcad	● 3	—	● +12.4	—	● +23.75	—	● +37.19	● +12.4	—
usdchf	● 2	1	● +29.24	● -13	● +31.7	● -13	● +45.47	● +15.16	● 2.25
usdjpy	● 2	1	● +47.17	● -16.14	● +48.06	● -16.14	● +78.2	● +26.07	● 2.92
<b>Total</b>	● 14	5	● +22.72	● -12.5	● +48.06	● -16.14	● +255.53	● +13.45	● 1.82

## Win/Loss Series

PAIR	MAXIMUM CONSECUTIVE								AVERAGE CONSECUTIVE	
	PROFIT, \$	PROFITABLE POSITIONS (BY PROFIT)	PROFITABLE POSITIONS	PROFIT (BY POSITIONS), \$	LOSS	LOSING POSITIONS (BY LOSS)	LOSING POSITIONS	LOSS (BY POSITIONS)	WINS	LOSSES
eurcad	● +47.49	● 2	● 2	● +47.49	● -64.21	1	1	● -64.21	● 2	1
eurgbp	● +28.29	● 3	● 3	● +28.29	● -8.81	1	1	● -8.81	● 3	1
eurusd	● +44.93	● 1	● 1	● +44.93	● -16.37	1	1	● -16.37	● 1	1
gbpusd	● +138.72	● 5	● 5	● +138.72	● -13.29	1	1	● -13.29	● 5	1
usdcad	● +109.07	● 5	● 5	● +109.07	—	—	—	—	● 5	—
usdchf	● +58.47	● 2	● 2	● +58.47	● -13	1	1	● -13	● 2	1
usdjpy	● +94.34	● 2	● 2	● +94.34	● -52.19	2	2	● -52.19	● 2	2
euraud	—	—	—	—	● -119.74	3	3	● -119.74	—	3
<b>Total</b>	● +288.39	● 7	● 9	● +202.92	● -78.61	2	3	● -45.51	● 4	2

# Drawdown

PAIR	ABSOLUTE DRAWDOWN, \$	MAXIMUM DRAWDOWN		AVERAGE DRAWDOWN		RELATIVE DRAWDOWN	
		\$	%	\$	%	%	\$
euraud	-119.74	-119.74	1.29	-62.69	0.68	1.29	-119.74
eurcad	-64.21	-64.21	0.69	-64.21	0.69	0.69	-64.21
eurgbp	—	-8.81	0.09	-8.81	0.09	0.09	-8.81
eurusd	—	-16.37	0.18	-16.37	0.18	0.18	-16.37
gbpusd	—	-13.29	0.14	-13.29	0.14	0.14	-13.29
usdcad	—	—	—	—	—	—	—
usdchf	—	-13	0.14	-13	0.14	0.14	-13
usdjpy	-8.05	-52.19	0.56	-34.17	0.37	0.56	-52.19
<b>Total</b>	—	-137.22	1.44	34.1	0.36	1.44	-137.22

# Indexes

PAIR	PROFIT FACTOR	RECOVERY FACTOR (CALMAR RATIO)	SHARPE RATIO	SORTINO RATIO	ULCER INDEX	AHPR	GHPR	STANDARD DEVIATION, \$	Z-SCORE (PROBABILITY)	RISK-ADJUSTED RETURN, %	CAGR, %
eurcad	1.26	● +0.28	● +0.09	● +0.07	—	● +0.04	—	39.59	● +1.2 (76.99%)	● +46.05	● +26.56
eurgbp	3.21	● +2.21	● +0.57	● +0.36	—	● +0.05	—	8.66	— (0%)	● +224.94	● +28.25
eurusd	3.6	● +2.6	● +0.57	● +0.47	—	● +0.15	—	25.03	● +2.47 (98.65%)	● +169.84	● +353.55
gbpusd	10.44	● +9.44	● +0.66	● +0.55	—	● +0.17	—	24.6	● -0.35 (27.37%)	● +327.89	● +881.48
usdcad	—	—	● +1.46	—	—	● +0.23	—	14.92	— (0%)	● +731.03	● +647.66
usdchf	8.15	● +7.15	● +1.04	● +0.64	—	● +0.24	—	22.26	● +2 (95.45%)	● +417.34	● +220.35
usdjpy	2.65	● +1.65	● +0.48	● +0.39	—	● +0.18	—	35.97	● +0.11 (8.76%)	● +239.89	● +203.73

euraud	—	● -1	● -1.93	● -1.93	—	● -0.42	—	20.99	— (0%)	● -570.46	● -78.58
<b>Total</b>	2.28	● +2.73	● +0.31	● +0.23	0.87	● +0.1	0.11	31.44	● -1.83 (93.28%)	● +1,047.71	● +12,341.85

## Time & Volume

PAIR	TOTAL DURATION			AVERAGE DURATION			VOLUME	
	WINNING TRADES	LOSING TRADES	ALL TRADES	WINNING TRADES	LOSING TRADES	ALL TRADES	TOTAL	AVERAGE
euraud	—	6h 1m 1s	6h 1m 1s	—	2h 20s	2h 20s	1.99	0.66
eurcad	5h 33m 37s	5h 54m 25s	11h 28m 2s	1h 51m 12s	2h 57m 12s	2h 17m 36s	3.27	0.65
eurgbp	3h 29m 4s	1h 9m 29s	4h 38m 33s	1h 9m 41s	1h 9m 29s	1h 9m 38s	1.42	0.36
eurusd	2h 27m 55s	4h 43m 45s	7h 11m 40s	1h 13m 57s	4h 43m 45s	2h 23m 53s	1.4	0.47
gbpusd	5h 54m 30s	2h 39m 42s	8h 34m 12s	1h 10m 54s	2h 39m 42s	1h 25m 42s	2.83	0.47
usdcad	6h 11m 54s	—	6h 11m 54s	1h 14m 22s	—	1h 14m 22s	3.25	0.65
usdchf	3h 9m 14s	4h 14m 10s	7h 23m 24s	1h 3m 4s	4h 14m 10s	1h 50m 51s	1.48	0.37
usdjpy	31m 42s	5h 55m 58s	6h 27m 40s	10m 34s	2h 57m 59s	1h 17m 32s	3.75	0.75
<b>Total</b>	1d 3h 17m 56s	1d 6h 38m 30s	2d 9h 56m 26s	1h 8m 14s	2h 47m 8s	1h 39m 19s	19.39	0.55

## Expenses

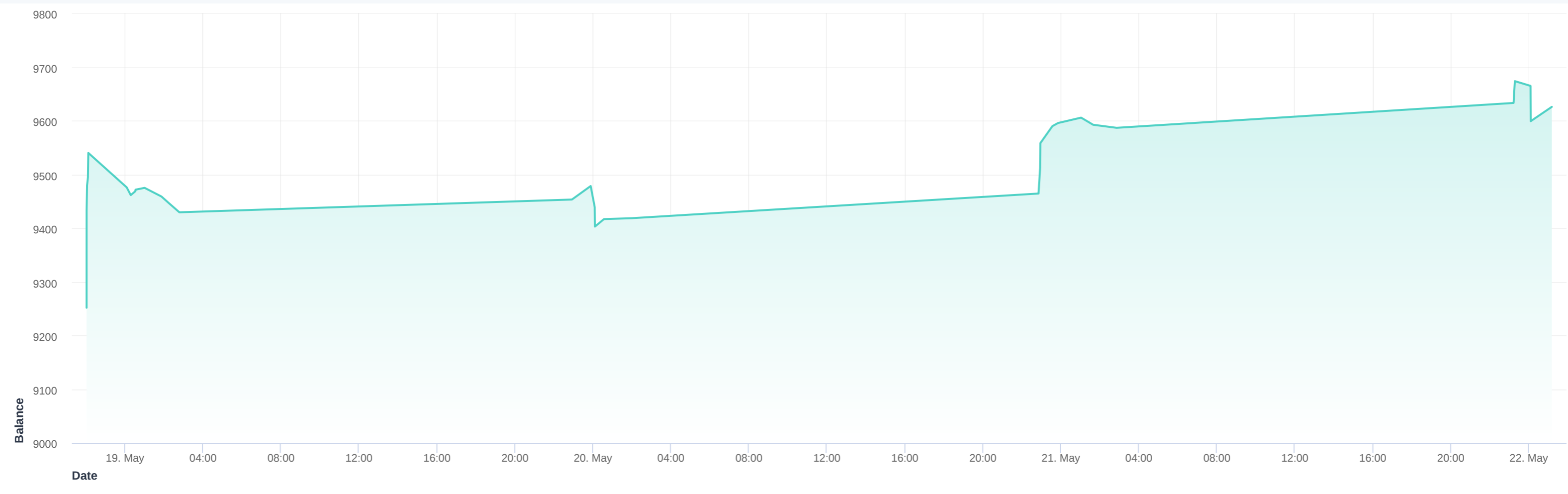
PAIR	COMMISSION, \$	SWAP, \$
euraud	● -4.63	● -4.82
eurcad	● -7.61	● -13.99
eurgbp	● -3.31	● -3.62
eurusd	● -3.26	● -3.52
gbpusd	● -7.59	● -9.8

<b>usdcad</b>	● -6.5	● +3.64
<b>usdchf</b>	● -2.96	● +3.82
<b>usdjpy</b>	● -7.5	● -7.21
<b>Total</b>	● -43.36	● -35.5

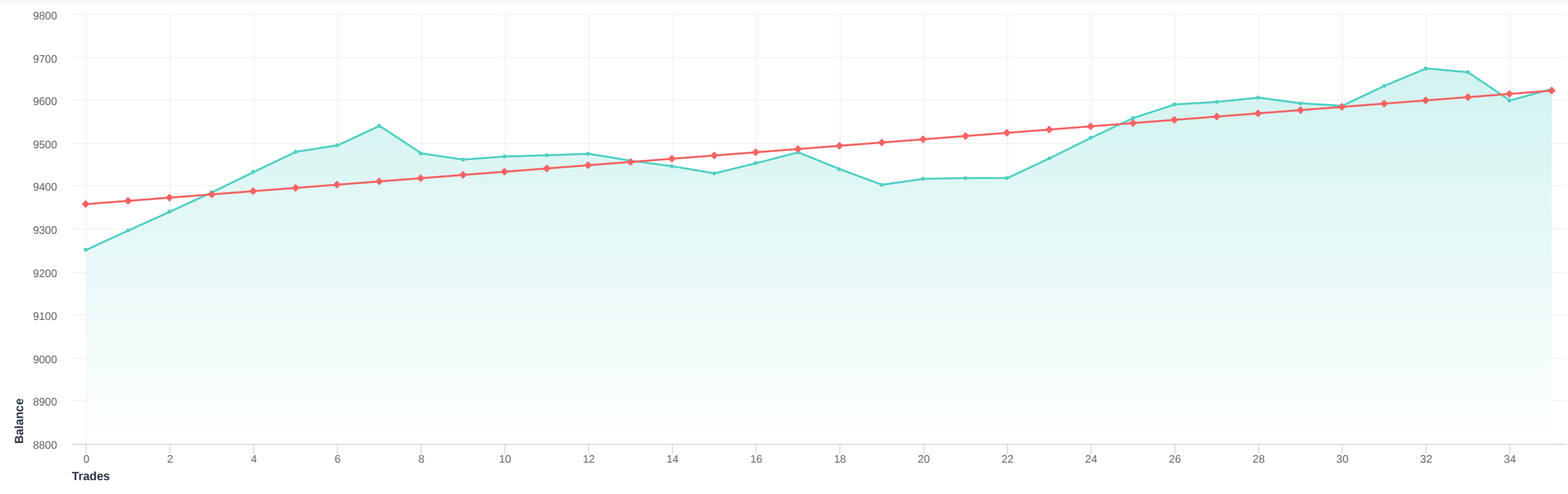
# R-Multiple

PAIR	R-MULTIPLE, \$	AVERAGE PROFITABLE TRADE IN R-MULTIPLES	AVERAGE LOSING TRADE IN R-MULTIPLES	EXPECTED PAYOFF IN R-MULTIPLES
<b>euraud</b>	39.52	—	● -1.01	● -1.01
<b>eurcad</b>	34.94	● +0.84	● -1	● +0.1
<b>eurgbp</b>	8.81	● +1.07	● -1	● +0.55
<b>eurusd</b>	16.37	● +1.8	● -1	● +0.87
<b>gbpusd</b>	13.29	● +2.09	● -1	● +1.57
<b>usdchf</b>	13	● +2.72	● -1	● +1.79
<b>usdjpy</b>	26.1	● +1.77	● -1	● +0.66
<b>Total</b>	16.14	● +1.72	● -1.65	● +0.66

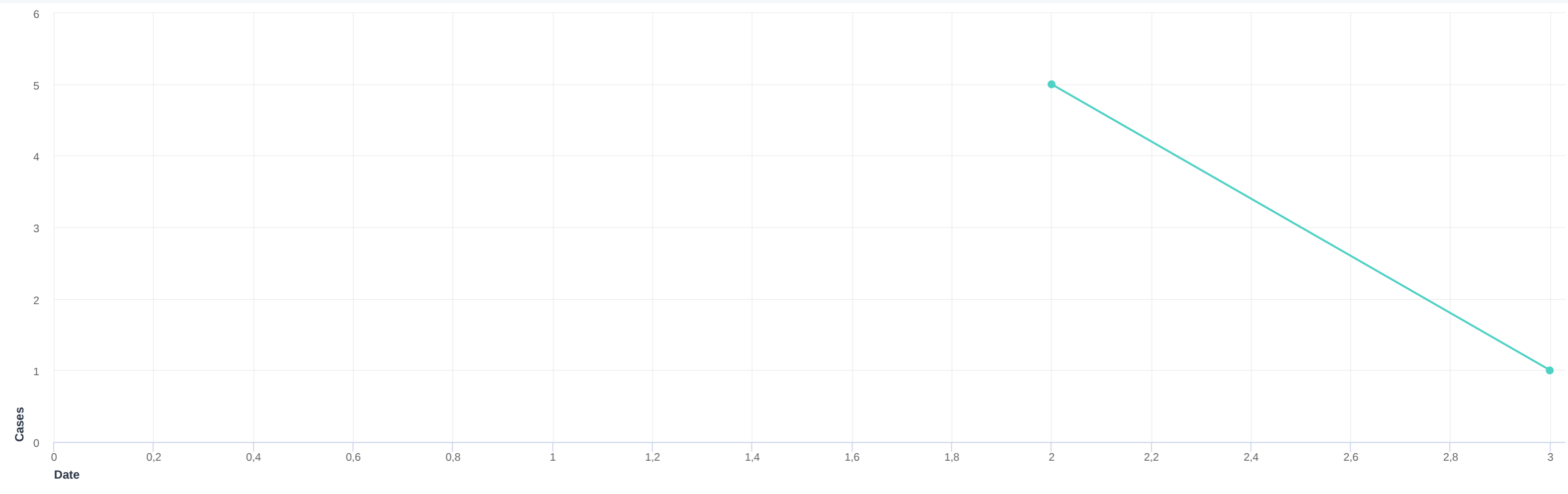
# Balance over Time



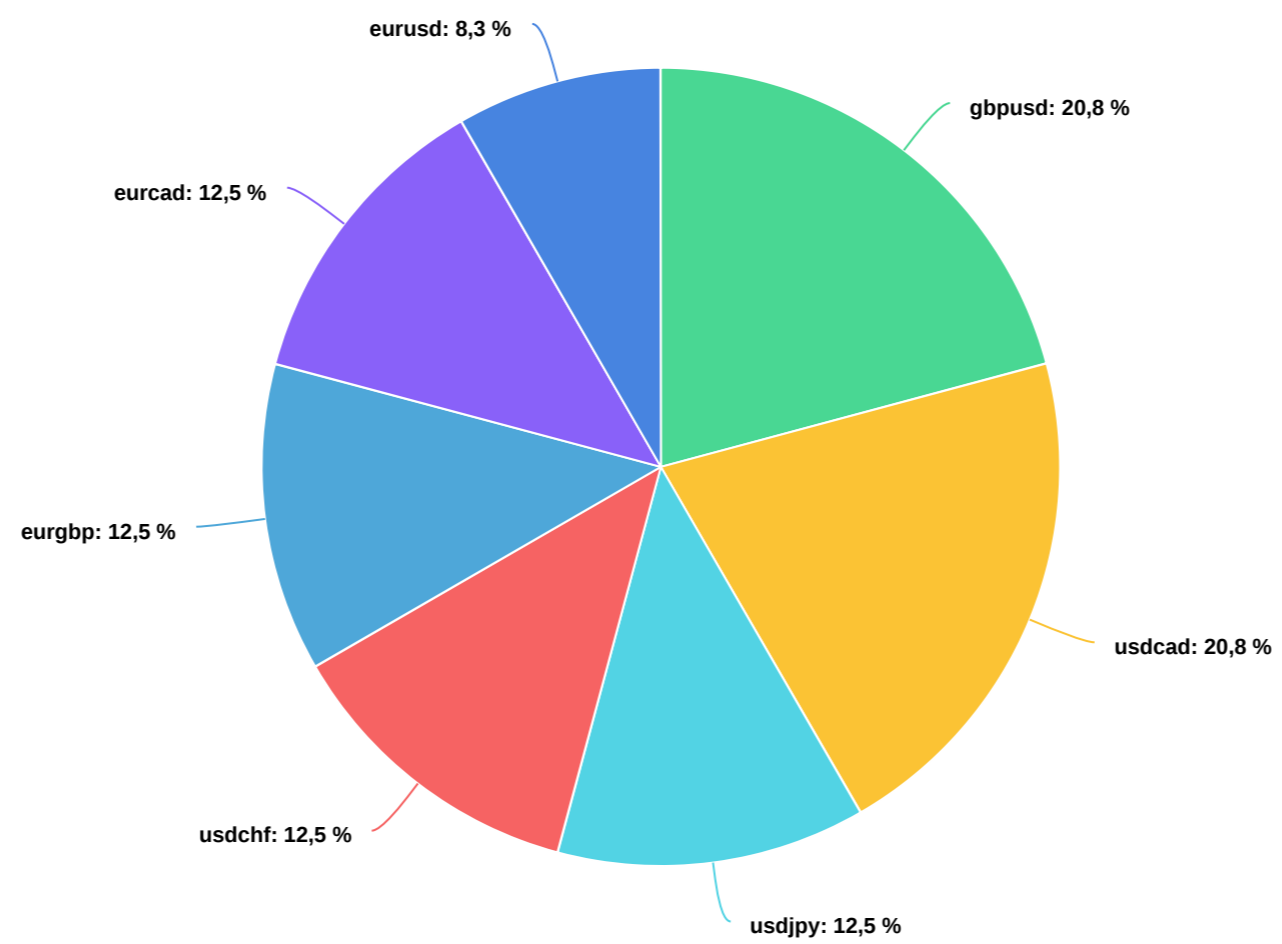
# Balance over Trades



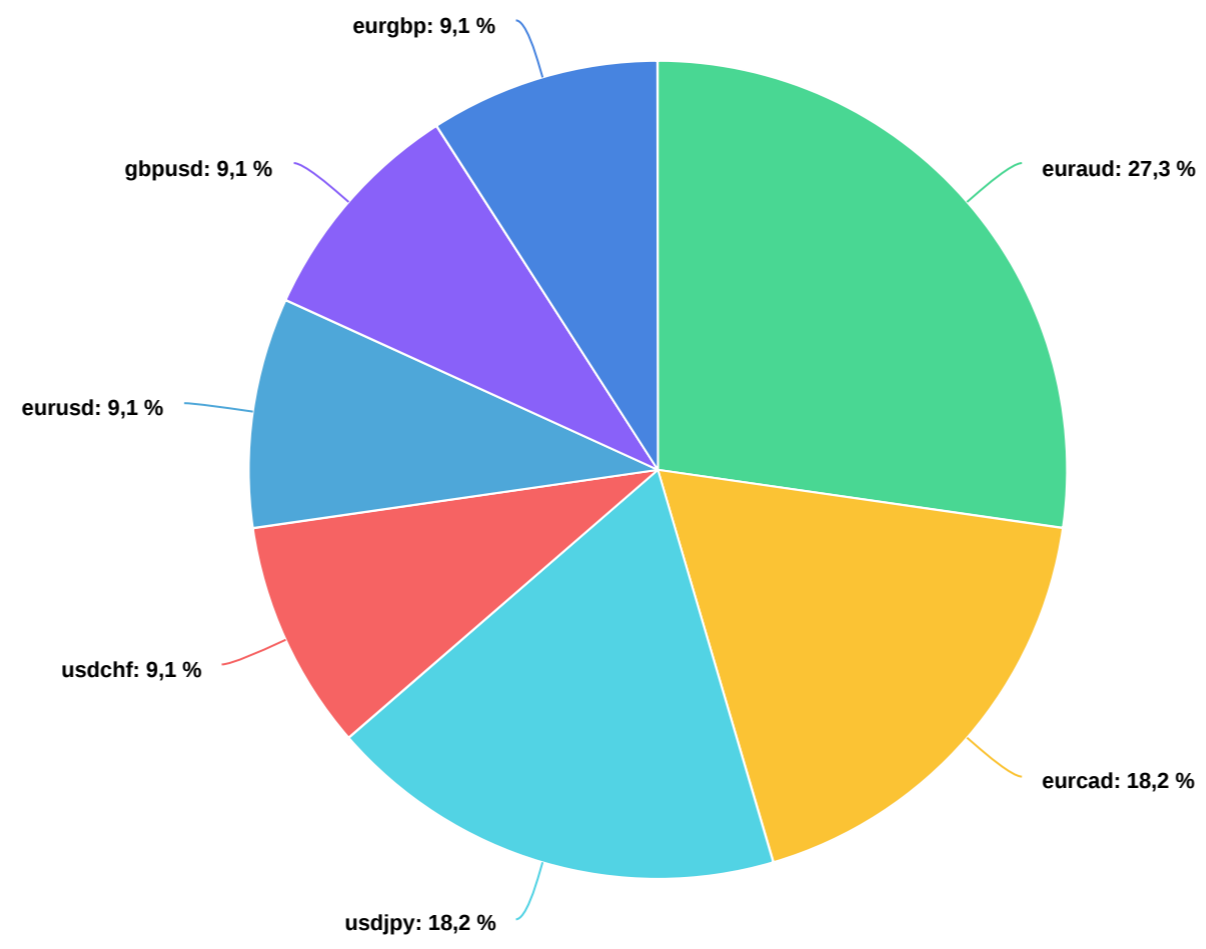
# Losses in a Row



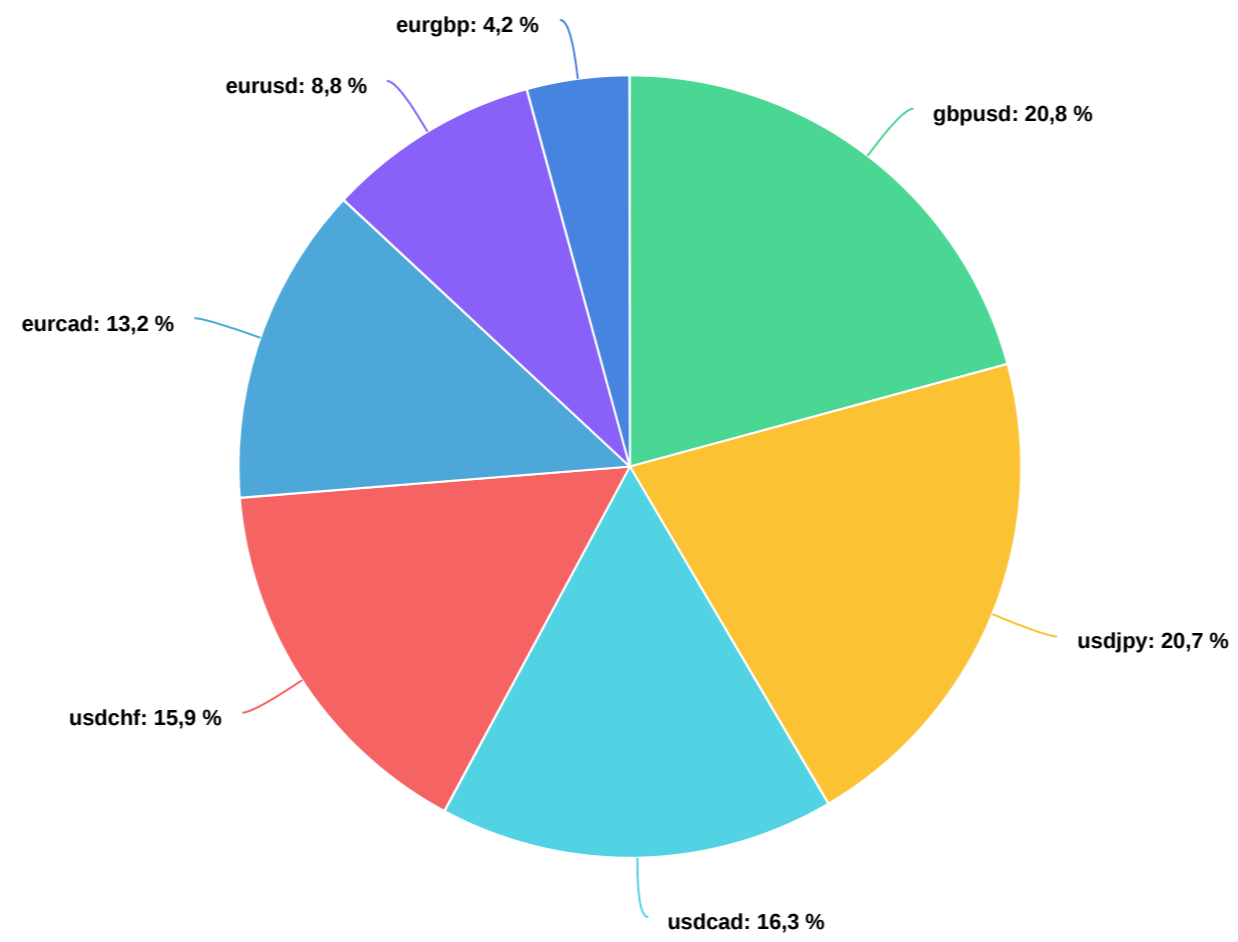
# Winning Positions



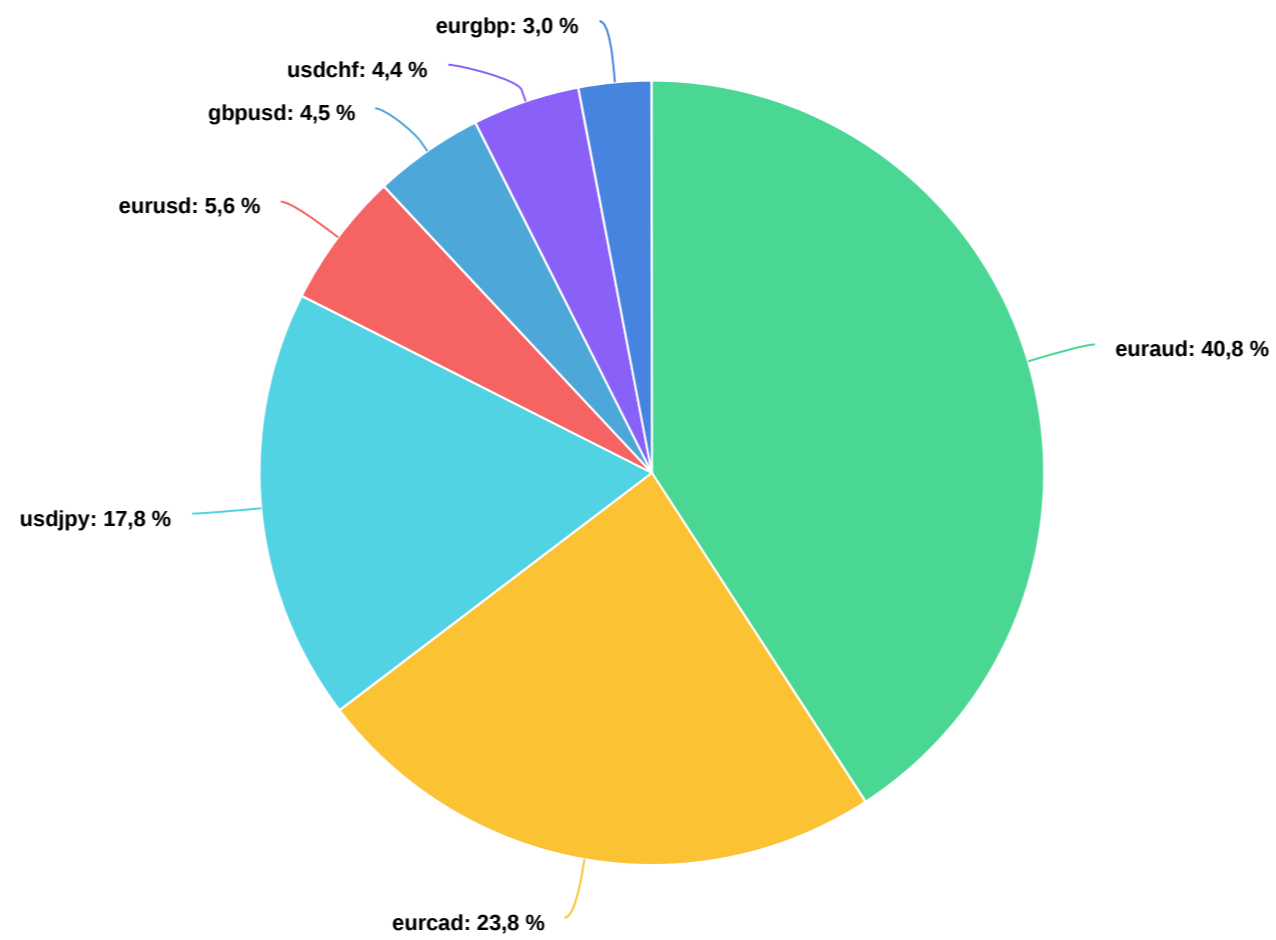
# Losing Positions



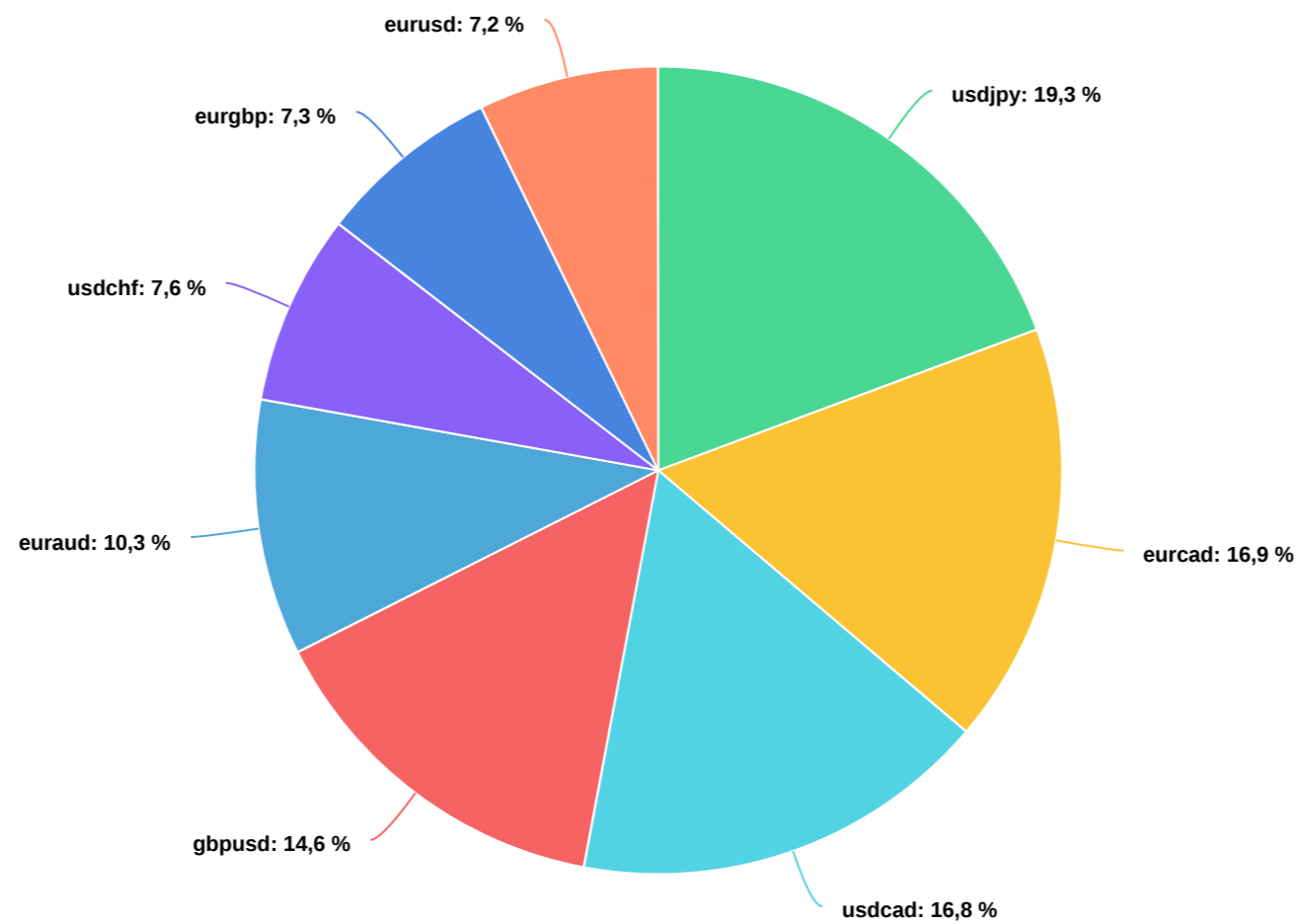
## Gross Profit



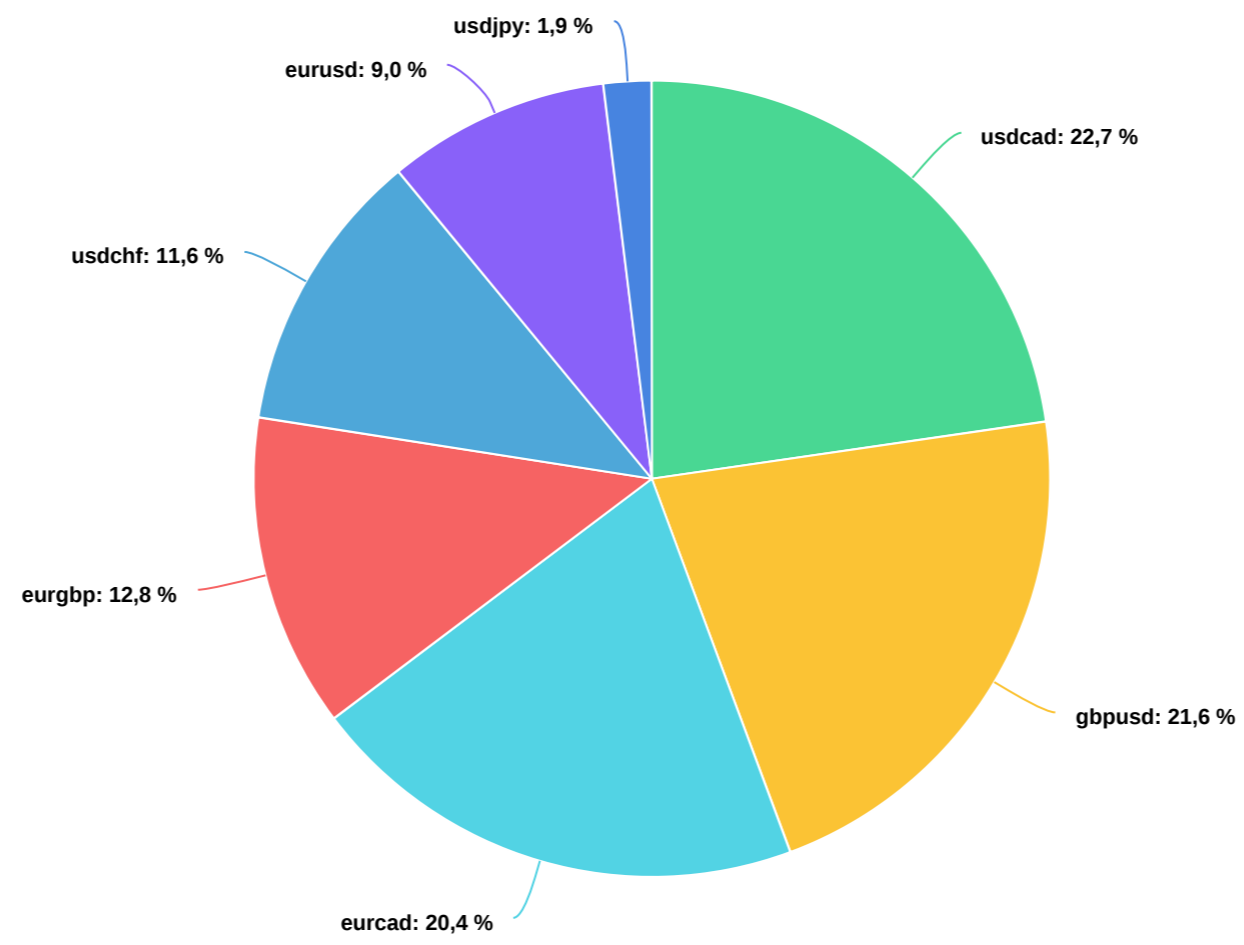
## Gross Loss



## Position Volume



## Duration of Winning Positions



## Duration of Losing Positions

