

# Report Analysis for "BROKER\_CRYING\_EA MT5\_week"

generated by [EarnForex.com](http://EarnForex.com)

## Table of contents

SUMMARY

### *MAIN DATA*

GAIN & LOSS

ROI

POSITIONS

POSITION PROPERTIES

SHORT POSITION PROPERTIES

LONG POSITION PROPERTIES

WIN/LOSS SERIES

DRAWDOWN

INDEXES

TIME & VOLUME

R-MULTIPLE

### *CHARTS*

BALANCE OVER TIME

BALANCE OVER TRADES

LOSSES IN A ROW

WINNING POSITIONS

LOSING POSITIONS

GROSS PROFIT

GROSS LOSS

POSITION VOLUME

DURATION OF WINNING POSITIONS

DURATION OF LOSING POSITIONS

# Summary

| PLAT FORM | PERIOD                           | LAST TRADE | STARTING BALANCE | HIGHEST BALANCE | LOWEST BALANCE | END BALANCE |
|-----------|----------------------------------|------------|------------------|-----------------|----------------|-------------|
| MT5       | 2026-05-11 — 2026-05-15 (4 days) | 1 day ago  | \$982.8          | ● \$998.02      | ● \$961.14     | ● \$969.54  |

## Gain & Loss

| PAIR         | NET PROFIT, \$ | NET PROFIT, PIPS | GROSS PROFIT, \$ | GROSS LOSS, \$ |
|--------------|----------------|------------------|------------------|----------------|
| XAUUSD       | ● -13.26       | ● -75,275        | ● +57.39         | ● -70.65       |
| <b>Total</b> | ● -13.26       | ● -75,275        | ● +57.39         | ● -70.65       |

## ROI

| PAIR         | ROI, %  | ANNUALIZED ROI (REAL), % | ANNUALIZED ROI (THEORETICAL), % |
|--------------|---------|--------------------------|---------------------------------|
| XAUUSD       | ● -1.35 | ● -108.69                | ● -2,252.56                     |
| <b>Total</b> | ● -1.35 | ● -108.69                | ● -2,252.56                     |

## Positions

| PAIR         | POSITIONS |               |             | TRADES (%)  |             | % TRIGGERED POSITIONS |         |
|--------------|-----------|---------------|-------------|-------------|-------------|-----------------------|---------|
|              | TOTAL     | PROFITABLE    | LOSING      | SHORT       | LONG        | WITH SL               | WITH TP |
| XAUUSD       | 47        | ● 35 (74.47%) | 12 (25.53%) | 30 (63.83%) | 17 (36.17%) | 189 (5.29%)           | 0 (0%)  |
| <b>Total</b> | 47        | ● 35 (74.47%) | 12 (25.53%) | 30 (63.83%) | 17 (36.17%) | 189 (2.65%)           | 0 (0%)  |

## Position Properties

| PAIR         | AVERAGE, \$ |         | LARGEST, \$ |         | AVERAGE OUT COME, \$ |    | AVERAGE OUT COME, PIPS |    | EXPECTED PAYOFF, \$ | REWARD/RISK RATIO |
|--------------|-------------|---------|-------------|---------|----------------------|----|------------------------|----|---------------------|-------------------|
|              | PROFIT      | LOSS    | PROFIT      | LOSS    | SL                   | TP | SL                     | TP |                     |                   |
| XAUUSD       | ● +1.64     | ● -5.89 | ● +3.73     | ● -7.24 | -6.85                | —  | ● -57,085              | —  | ● -0.28             | ● 0.28            |
| <b>Total</b> | ● +1.64     | ● -5.89 | ● +3.73     | ● -7.24 | -6.85                | —  | —                      | —  | ● -0.28             | ● 0.28            |

# Short Position Properties

| PAIR         | SHORT POSITIONS |      | AVERAGE, \$ |         | LARGEST, \$ |         | TOTAL PROFIT, \$ | EXPECTED PAYOFF, \$ | REWARD/RISK RATIO |
|--------------|-----------------|------|-------------|---------|-------------|---------|------------------|---------------------|-------------------|
|              | WON             | LOST | PROFIT      | LOSS    | PROFIT      | LOSS    |                  |                     |                   |
| XAUUSD       | ● 20            | ● 10 | ● +1.76     | ● -5.79 | ● +3.73     | ● -7.24 | -22.65           | ● -0.76             | ● 0.3             |
| <b>Total</b> | ● 20            | ● 10 | ● +1.76     | ● -5.79 | ● +3.73     | ● -7.24 | -22.65           | ● -0.76             | ● 0.3             |

# Long Position Properties

| PAIR         | LONG POSITIONS |      | AVERAGE, \$ |        | LARGEST, \$ |         | TOTAL PROFIT, \$ | EXPECTED PAYOFF, \$ | REWARD/RISK RATIO |
|--------------|----------------|------|-------------|--------|-------------|---------|------------------|---------------------|-------------------|
|              | WON            | LOST | PROFIT      | LOSS   | PROFIT      | LOSS    |                  |                     |                   |
| XAUUSD       | ● 15           | 2    | ● +1.48     | ● -6.4 | ● +2.14     | ● -6.48 | ● +9.39          | ● +0.55             | ● 0.23            |
| <b>Total</b> | ● 15           | 2    | ● +1.48     | ● -6.4 | ● +2.14     | ● -6.48 | ● +9.39          | ● +0.55             | ● 0.23            |

# Win/Loss Series

| PAIR         | MAXIMUM CONSECUTIVE |                                  |                      |                           |         |                            |                  | AVERAGE CONSECUTIVE |      |        |
|--------------|---------------------|----------------------------------|----------------------|---------------------------|---------|----------------------------|------------------|---------------------|------|--------|
|              | PROFIT, \$          | PROFITABLE POSITIONS (BY PROFIT) | PROFITABLE POSITIONS | PROFIT (BY POSITIONS), \$ | LOSS    | LOSING POSITIONS (BY LOSS) | LOSING POSITIONS | LOSS (BY POSITIONS) | WINS | LOSSES |
| XAUUSD       | ● +18.84            | ● 11                             | ● 11                 | ● +18.84                  | ● -19.5 | 3                          | 3                | ● -19.5             | ● 5  | 2      |
| <b>Total</b> | ● +18.84            | ● 11                             | ● 11                 | ● +18.84                  | ● -19.5 | 3                          | 3                | ● -19.5             | ● 5  | 2      |

# Drawdown

| PAIR         | ABSOLUTE DRAWDOWN, \$ | MAXIMUM DRAWDOWN |      | AVERAGE DRAWDOWN |      | RELATIVE DRAWDOWN |        |
|--------------|-----------------------|------------------|------|------------------|------|-------------------|--------|
|              |                       | \$               | %    | \$               | %    | %                 | \$     |
| XAUUSD       | -21.61                | -36.83           | 3.69 | -23.04           | 2.31 | 3.69              | -36.83 |
| <b>Total</b> | -21.61                | -36.83           | 3.69 | 23.04            | 2.31 | 3.69              | -36.83 |

# Indexes

| PAIR   | PROFIT FACTOR | RECOVERY FACTOR (CALMAR RATIO)           | SHARPE RATIO                             | SORTINO RATIO                            | ULCER INDEX | AHPR                                     | GHPR  | STANDARD DEVIATION, \$ | Z-SCORE (PROBABILITY)                            | RISK-ADJUSTED RETURN, %                   | CAGR, %                                   |
|--------|---------------|--|--|--|-------------|--|-------|------------------------|--|---|---|
| XAUUSD | 0.81          | <span style="color: red;">●</span> -0.36 | <span style="color: red;">●</span> -0.08 | <span style="color: red;">●</span> -0.05 | 2.33        | <span style="color: red;">●</span> -0.03 | -0.03 | 3.52                   | <span style="color: red;">●</span> -2.1 (96.43%) | <span style="color: red;">●</span> -376.7 | <span style="color: red;">●</span> -66.52 |
| Total  | 0.81          | <span style="color: red;">●</span> -0.36 | <span style="color: red;">●</span> -0.08 | <span style="color: red;">●</span> -0.05 | 2.33        | <span style="color: red;">●</span> -0.03 | -0.03 | 3.52                   | <span style="color: red;">●</span> -2.1 (96.43%) | <span style="color: red;">●</span> -376.7 | <span style="color: red;">●</span> -71.05 |

# Time & Volume

| PAIR   | TOTAL DURATION |               |            | AVERAGE DURATION |               |            | VOLUME |         |
|--------|----------------|---------------|------------|------------------|---------------|------------|--------|---------|
|        | WINNING TRADES | LOSING TRADES | ALL TRADES | WINNING TRADES   | LOSING TRADES | ALL TRADES | TOTAL  | AVERAGE |
| XAUUSD | 2h 30m 14s     | 2h 44m 35s    | 5h 14m 49s | 4m 17s           | 13m 42s       | 6m 41s     | 0.47   | 0.01    |
| Total  | 2h 30m 14s     | 2h 44m 35s    | 5h 14m 49s | 4m 17s           | 13m 42s       | 6m 41s     | 0.47   | 0.01    |

# Expenses

| PAIR   | COMMISSION, \$                          | SWAP, \$ |
|--------|---|----------|
| XAUUSD | <span style="color: red;">●</span> -4.7 | —        |
| Total  | <span style="color: red;">●</span> -4.7 | —        |

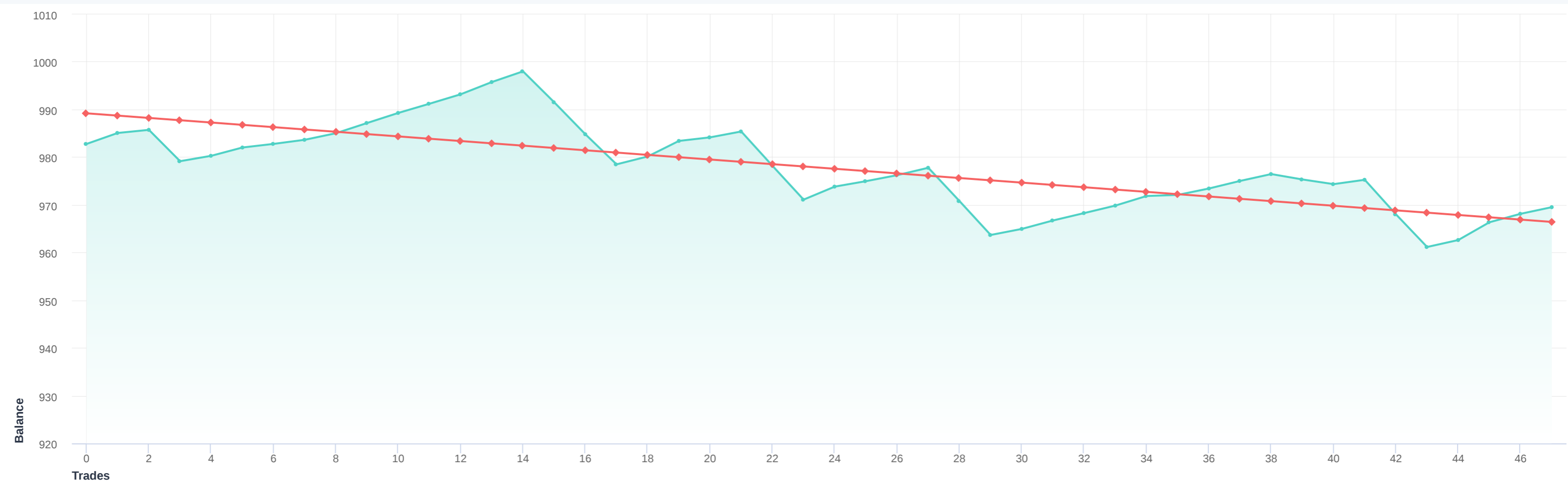
# R-Multiple

| PAIR   | R-MULTIPLE, \$ | AVERAGE PROFITABLE TRADE IN R-MULTIPLES   | AVERAGE LOSING TRADE IN R-MULTIPLES      | EXPECTED PAYOFF IN R-MULTIPLES           |
|--------|----------------|---|--|--|
| XAUUSD | 6.78           | <span style="color: teal;">●</span> +0.24 | <span style="color: red;">●</span> -0.87 | <span style="color: red;">●</span> -0.04 |
| Total  | 6.78           | <span style="color: teal;">●</span> +0.24 | <span style="color: red;">●</span> -0.87 | <span style="color: red;">●</span> -0.04 |

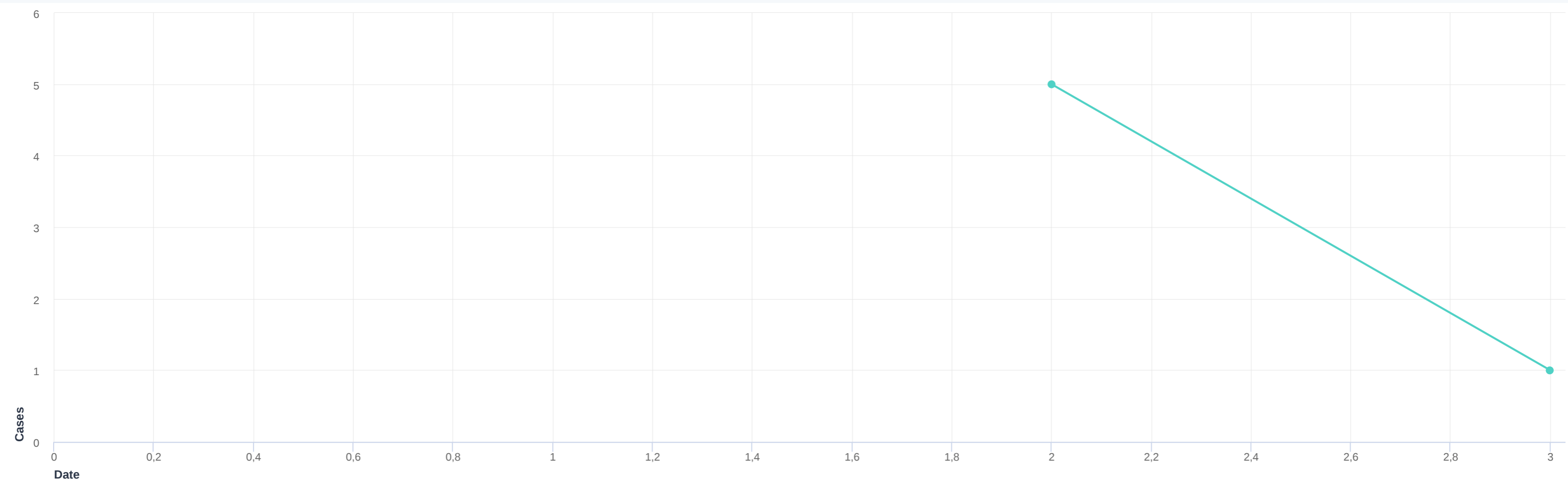
# Balance over Time



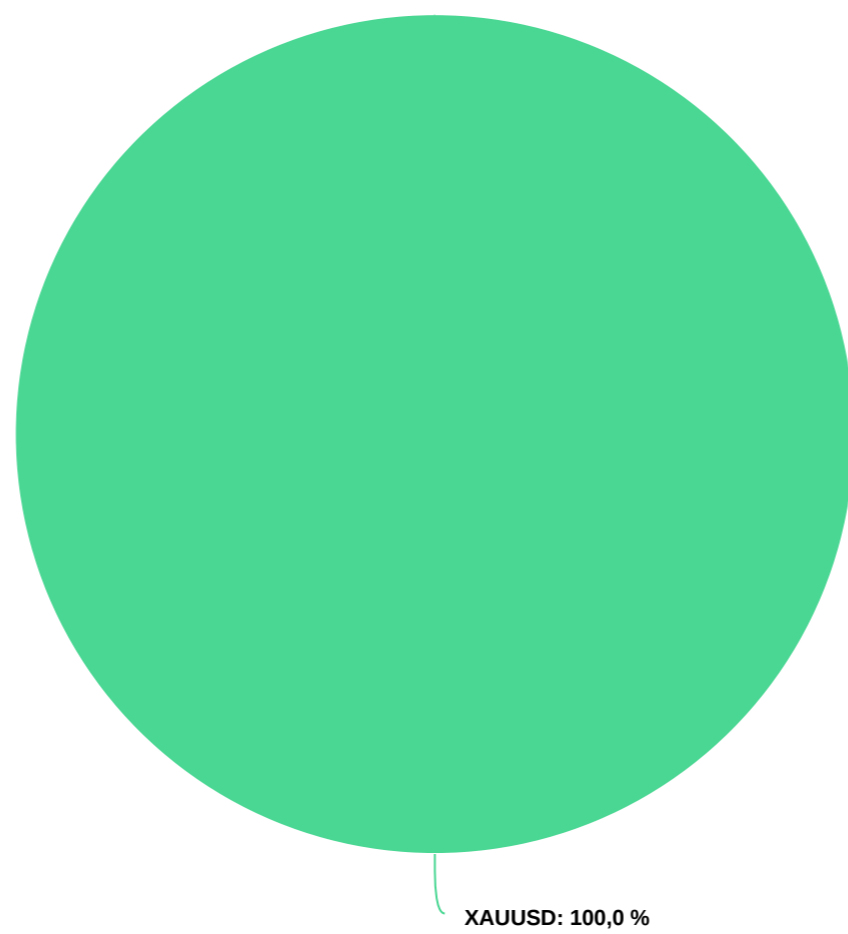
# Balance over Trades



## Losses in a Row



## Winning Positions




## Losing Positions




XAUUSD: 100,0 %

## Gross Profit



XAUUSD: 100,0 %

## Gross Loss



XAUUSD: 100,0 %

## Position Volume



XAUUSD: 100,0 %

## Duration of Winning Positions



XAUUSD: 100,0 %

## Duration of Losing Positions



XAUUSD: 100,0 %