

Report Analysis for "Forex Real Profit v5.11 MT4_11.05.26-12.05.26"

generated by EarnForex.com

Table of contents

SUMMARY

MAIN DATA

GAIN & LOSS

ROI

POSITIONS

POSITION PROPERTIES

SHORT POSITION PROPERTIES

LONG POSITION PROPERTIES

WIN/LOSS SERIES

DRAWDOWN

INDEXES

TIME & VOLUME

R-MULTIPLE

CHARTS

BALANCE OVER TIME

BALANCE OVER TRADES

LOSSES IN A ROW

LOSING POSITIONS

GROSS LOSS

POSITION VOLUME

DURATION OF LOSING POSITIONS

Summary

PLAT FORM	PERIOD	LAST TRADE	STARTING BALANCE	HIGHEST BALANCE	LOWEST BALANCE	END BALANCE
MT4	2026-05-11 — 2026-05-12	today	\$9,944.53	\$9,944.53	● \$9,567.5	● \$9,567.5

Gain & Loss

PAIR	NET PROFIT, \$	NET PROFIT, PIPS	GROSS PROFIT, \$	GROSS LOSS, \$
euraud	● -72.66	● -14.4	—	● -72.66
eurcad	● -85.37	● -16.4	—	● -85.37
eurgbp	● -84.37	● -17.2	—	● -84.37
gbpusd	● -92.86	● -17.9	—	● -92.86
usdcad	● -27.81	● -4.2	—	● -27.81
usdjpy	● -13.96	● -2.5	—	● -13.96
Total	● -377.03	● -72.6	—	● -377.03

ROI

PAIR	ROI, %	ANNUALIZED ROI (REAL), %	ANNUALIZED ROI (THEORETICAL), %
euraud	● -0.73	● -3,849.94	● -3,849.94
eurcad	● -0.86	● -5,630.71	● -5,630.71
eurgbp	● -0.85	● -1,677.14	● -1,677.14
gbpusd	● -0.93	● -2,071.45	● -2,071.45
usdcad	● -0.28	● -1,499.84	● -1,499.84
usdjpy	● -0.14	● -702.14	● -702.14
Total	● -3.79	● -12,077.11	● -2,249.67

Positions

PAIR	POSITIONS			TRADES (%)		% T RIGGERED POSITIONS	
	TOTAL	PROFITABLE	LOSING	SHORT	LONG	WITH SL	WITH TP
euraud	1	0 (0%)	1 (100%)	1 (100%)	0 (0%)	1 (0%)	1 (0%)
eurcad	1	0 (0%)	1 (100%)	1 (100%)	0 (0%)	1 (0%)	1 (0%)
eurgbp	1	0 (0%)	1 (100%)	1 (100%)	0 (0%)	1 (0%)	1 (0%)
gbpusd	1	0 (0%)	1 (100%)	0 (0%)	1 (100%)	1 (0%)	1 (0%)
usdcad	1	0 (0%)	1 (100%)	1 (100%)	0 (0%)	1 (0%)	1 (0%)
usdjpy	1	0 (0%)	1 (100%)	1 (100%)	0 (0%)	1 (0%)	1 (0%)
Total	6	0 (0%)	6 (100%)	5 (83.33%)	1 (16.67%)	6 (0%)	6 (0%)

Position Properties

PAIR	AVERAGE, \$		LARGEST, \$		AVERAGE OUT COME, \$		AVERAGE OUT COME, PIPS		EXPECTED PAYOFF, \$	REWARD/RISK RATIO
	PROFIT	LOSS	PROFIT	LOSS	SL	TP	SL	TP		
euraud	—	● -72.66	—	● -72.66	—	—	—	—	● -72.66	—
eurcad	—	● -85.37	—	● -85.37	—	—	—	—	● -85.37	—
eurgbp	—	● -84.37	—	● -84.37	—	—	—	—	● -84.37	—
gbpusd	—	● -92.86	—	● -92.86	—	—	—	—	● -92.86	—
usdcad	—	● -27.81	—	● -27.81	—	—	—	—	● -27.81	—
usdjpy	—	● -13.96	—	● -13.96	—	—	—	—	● -13.96	—
Total	—	● -62.84	—	● -92.86	—	—	—	—	● -62.84	—

Short Position Properties

PAIR	SHORT POSITIONS		AVERAGE, \$		LARGEST, \$		TOTAL PROFIT, \$	EXPECTED PAYOFF, \$	REWARD/RISK RATIO
	WON	LOST	PROFIT	LOSS	PROFIT	LOSS			
euraud	—	● 1	—	● -72.66	—	● -72.66	-72.66	● -72.66	—
eurcad	—	● 1	—	● -85.37	—	● -85.37	-85.37	● -85.37	—
eurgbp	—	● 1	—	● -84.37	—	● -84.37	-84.37	● -84.37	—
usdcad	—	● 1	—	● -27.81	—	● -27.81	-27.81	● -27.81	—
usdjpy	—	● 1	—	● -13.96	—	● -13.96	-13.96	● -13.96	—
Total	—	● 5	—	● -56.83	—	● -85.37	-284.17	● -56.83	—

Long Position Properties

PAIR	LONG POSITIONS		AVERAGE, \$		LARGEST, \$		TOTAL PROFIT, \$	EXPECTED PAYOFF, \$	REWARD/RISK RATIO
	WON	LOST	PROFIT	LOSS	PROFIT	LOSS			
gbpusd	—	1	—	● -92.86	—	● -92.86	● -92.86	● -92.86	—
Total	—	1	—	● -92.86	—	● -92.86	● -92.86	● -92.86	—

Win/Loss Series

PAIR	MAXIMUM CONSECUTIVE						AVERAGE CONSECUTIVE			
	PROFIT, \$	PROFITABLE POSITIONS (BY PROFIT)	PROFITABLE POSITIONS	PROFIT (BY POSITIONS), \$	LOSS	LOSING POSITIONS (BY LOSS)	LOSING POSITIONS	LOSS (BY POSITIONS)	WINS	LOSSES
euraud	—	—	—	—	● -72.66	1	1	● -72.66	—	1
eurcad	—	—	—	—	● -85.37	1	1	● -85.37	—	1
eurgbp	—	—	—	—	● -84.37	1	1	● -84.37	—	1
gbpusd	—	—	—	—	● -92.86	1	1	● -92.86	—	1
usdcad	—	—	—	—	● -27.81	1	1	● -27.81	—	1

usdjpy	—	—	—	—	● -13.96	1	1	● -13.96	—	1
Total	—	—	—	—	● -377.03	6	6	● -377.03	—	6

Drawdown

PAIR	ABSOLUTE DRAWDOWN, \$	MAXIMUM DRAWDOWN		AVERAGE DRAWDOWN		RELATIVE DRAWDOWN	
		\$	%	\$	%	%	\$
euraud	-72.66	-72.66	0.73	-72.66	0.73	0.73	-72.66
eurcad	-85.37	-85.37	0.86	-85.37	0.86	0.86	-85.37
eurgbp	-84.37	-84.37	0.85	-84.37	0.85	0.85	-84.37
gbpusd	-92.86	-92.86	0.93	-92.86	0.93	0.93	-92.86
usdcad	-27.81	-27.81	0.28	-27.81	0.28	0.28	-27.81
usdjpy	-13.96	-13.96	0.14	-13.96	0.14	0.14	-13.96
Total	-377.03	-377.03	3.79	81.36	0.82	3.79	-377.03

Indexes

PAIR	PROFIT FACTOR	RECOVERY FACTOR (CALMAR RATIO)	SHARPE RATIO	SORTINO RATIO	ULCER INDEX	AHPR	GHPR	STANDARD DEVIATION, \$	Z-SCORE (PROBABILITY)	RISK-ADJUSTED RETURN, %	CAGR, %
euraud	—	● -1	—	—	—	● +0.99	—	—	— (0%)	—	● -100
eurcad	—	● -1	—	—	—	● +0.99	—	—	— (0%)	—	● -100
eurgbp	—	● -1	—	—	—	● +0.99	—	—	— (0%)	—	● -100
gbpusd	—	● -1	—	—	—	● +0.99	—	—	— (0%)	—	● -100
usdcad	—	● -1	—	—	—	● +1	—	—	— (0%)	—	● -100
usdjpy	—	● -1	—	—	—	—	—	—	— (0%)	—	● -99.91
Total	—	● -1	● -3.11	● -3.11	2.28	● -0.74	-0.64	23.32	— (0%)	● -1,556.9	● -100

Time & Volume

PAIR	TOTAL DURATION			AVERAGE DURATION			VOLUME	
	WINNING TRADES	LOSING TRADES	ALL TRADES	WINNING TRADES	LOSING TRADES	ALL TRADES	TOTAL	AVERAGE
euraud	—	1h 39m 45s	1h 39m 45s	—	1h 39m 45s	1h 39m 45s	0.69	0.69
eurcad	—	1h 20m 8s	1h 20m 8s	—	1h 20m 8s	1h 20m 8s	0.68	0.68
eurgbp	—	4h 25m 53s	4h 25m 53s	—	4h 25m 53s	4h 25m 53s	0.36	0.36
gbpusd	—	3h 56m 56s	3h 56m 56s	—	3h 56m 56s	3h 56m 56s	0.5	0.5
usdcad	—	1h 38m	1h 38m	—	1h 38m	1h 38m	0.68	0.68
usdjpy	—	1h 45m 5s	1h 45m 5s	—	1h 45m 5s	1h 45m 5s	0.78	0.78
Total	—	14h 45m 47s	14h 45m 47s	—	2h 27m 37s	2h 27m 37s	3.69	0.62

Expenses

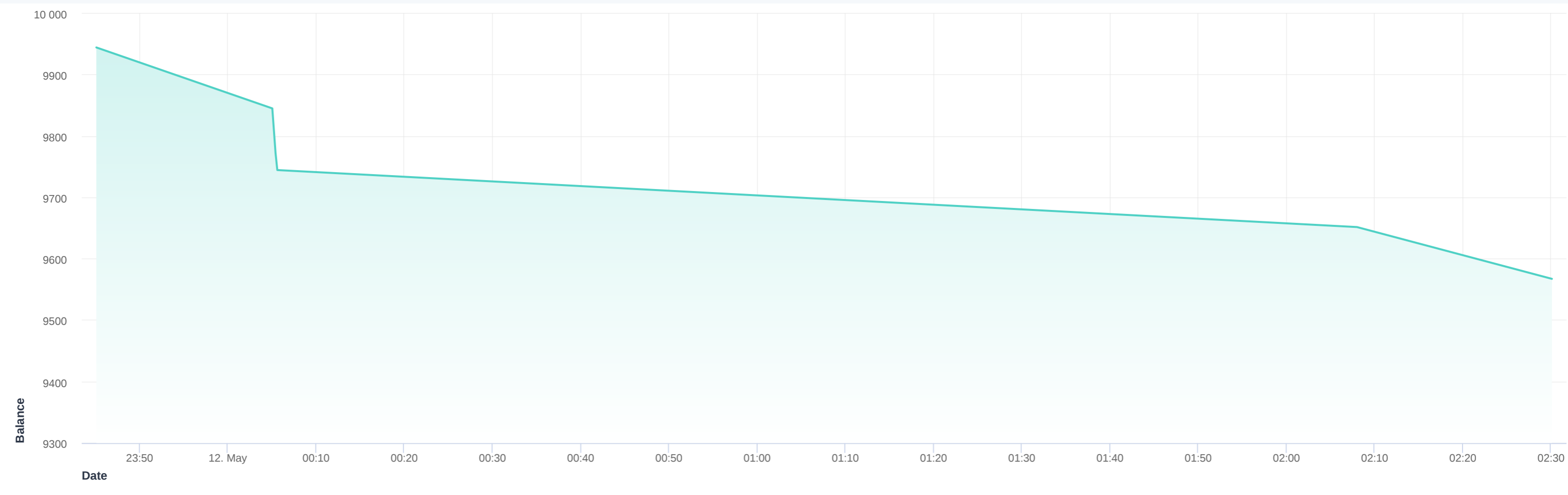
PAIR	COMMISSION, \$	SWAP, \$
euraud	● -1.63	● +1
eurcad	● -1.6	● -2.24
eurgbp	● -0.85	● +0.73
gbpusd	● -1.36	● -2
usdcad	● -1.36	● -5.57
usdjpy	● -1.56	—
Total	● -8.36	● -8.08

R-Multiple

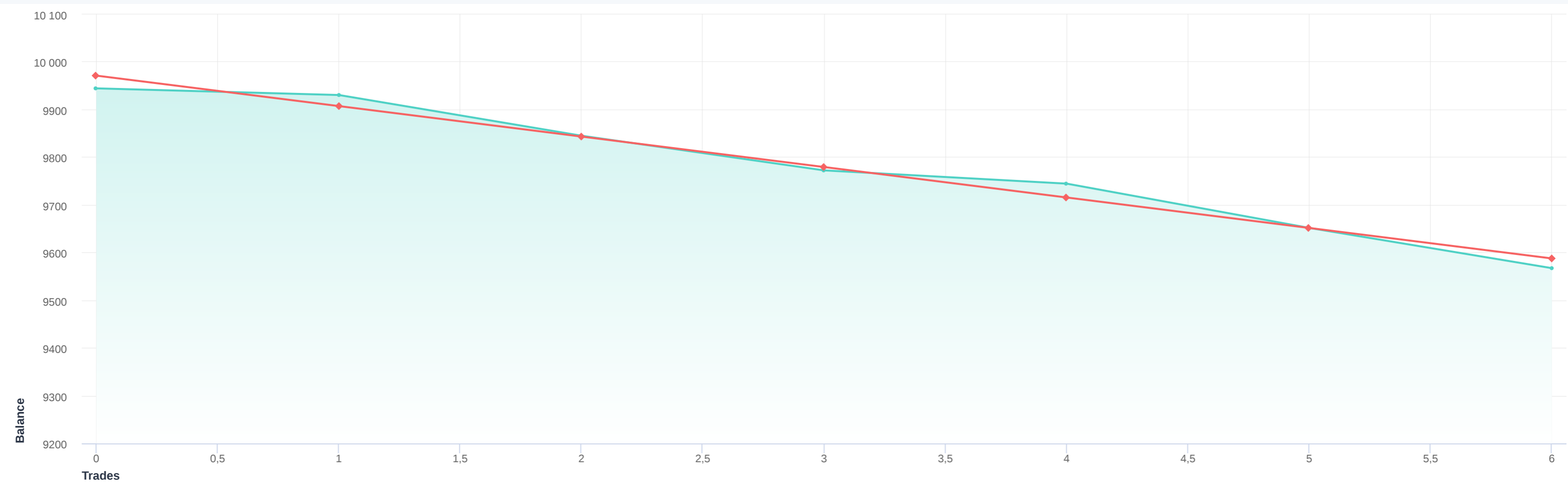
PAIR	R-MULTIPLE, \$	AVERAGE PROFITABLE TRADE IN R-MULTIPLES	AVERAGE LOSING TRADE IN R-MULTIPLES	EXPECTED PAYOFF IN R-MULTIPLES
------	----------------	---	-------------------------------------	--------------------------------

euraud	72.66	—	● -1	● -1
eurcad	85.37	—	● -1	● -1
eurgbp	84.37	—	● -1	● -1
gbpusd	92.86	—	● -1	● -1
usdcad	27.81	—	● -1	● -1
usdjpy	13.96	—	● -1	● -1
Total	78.52	—	● -0.8	● -0.8

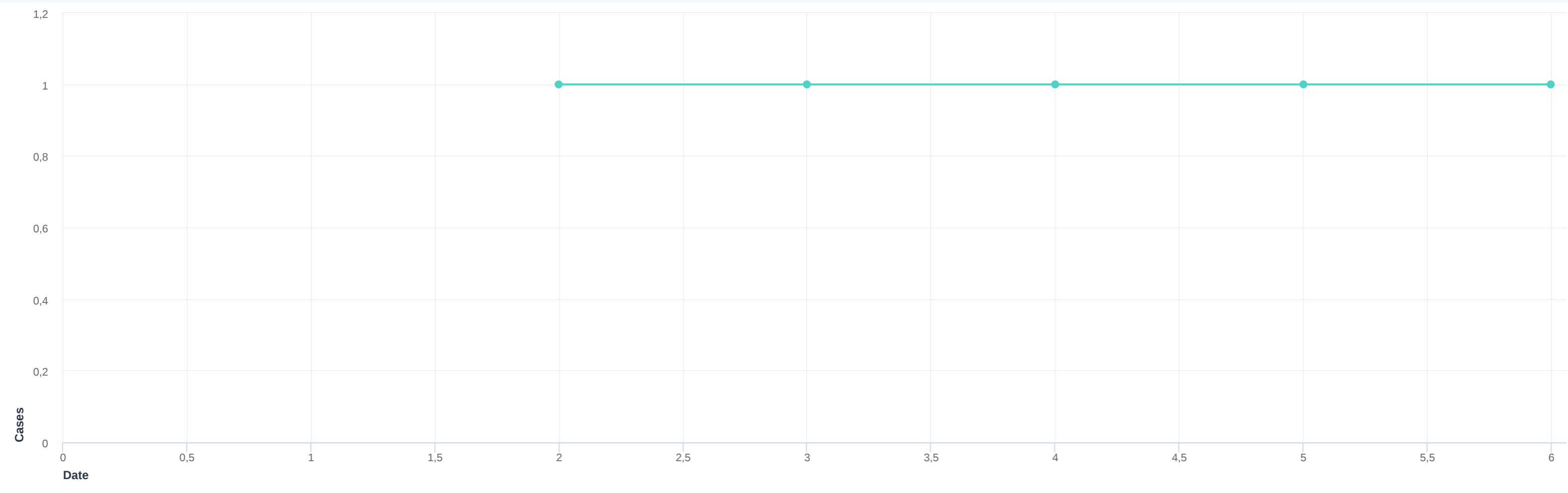
Balance over Time



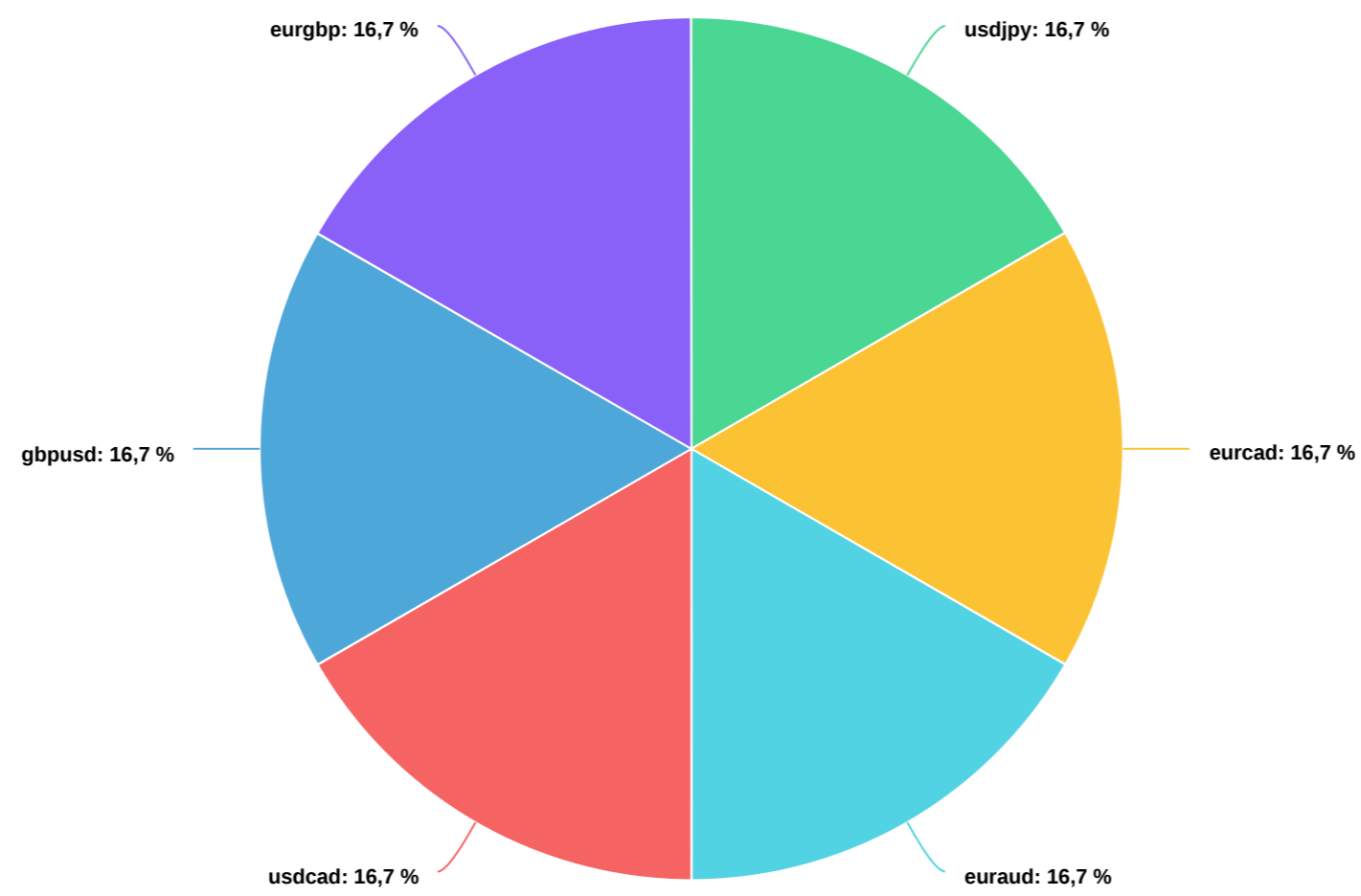
Balance over Trades



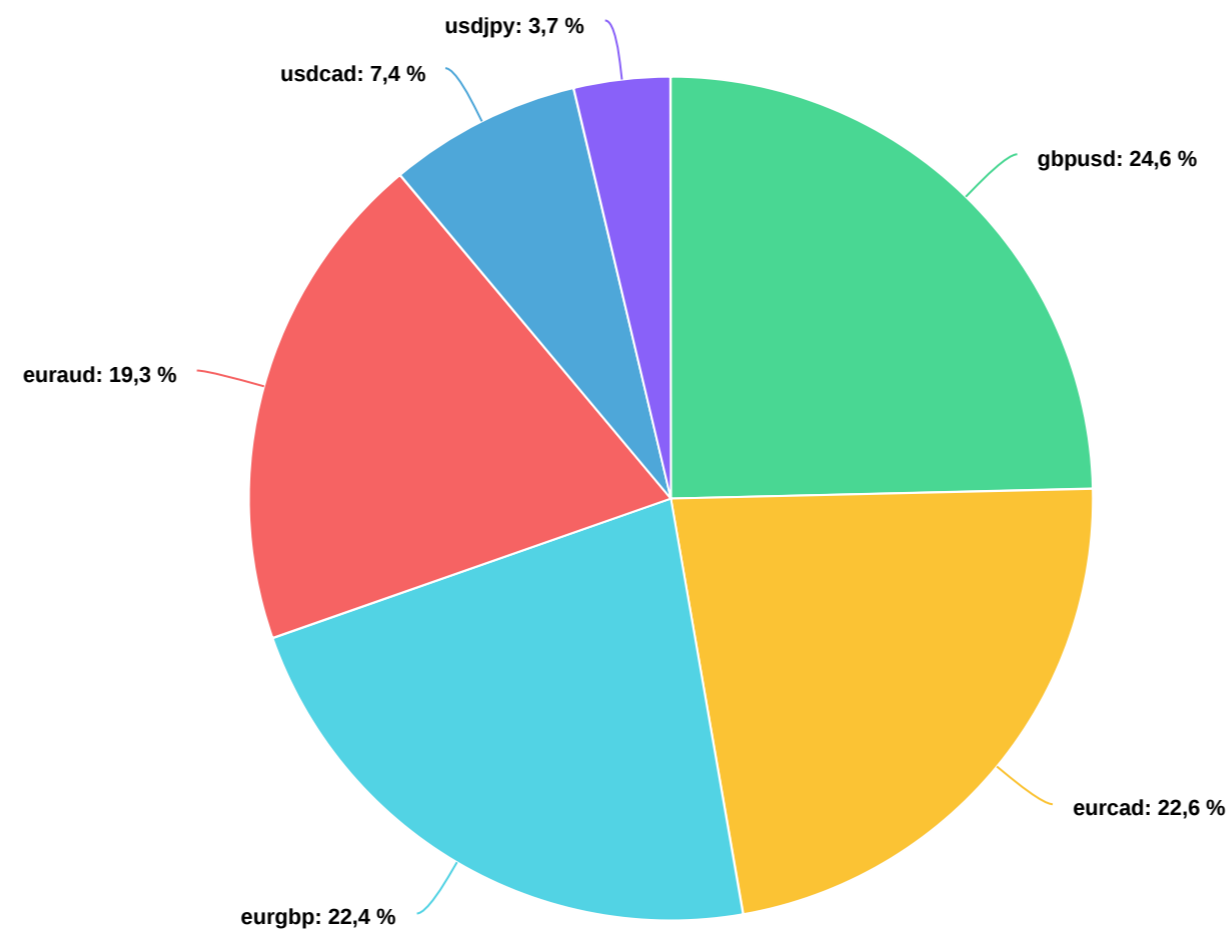
Losses in a Row



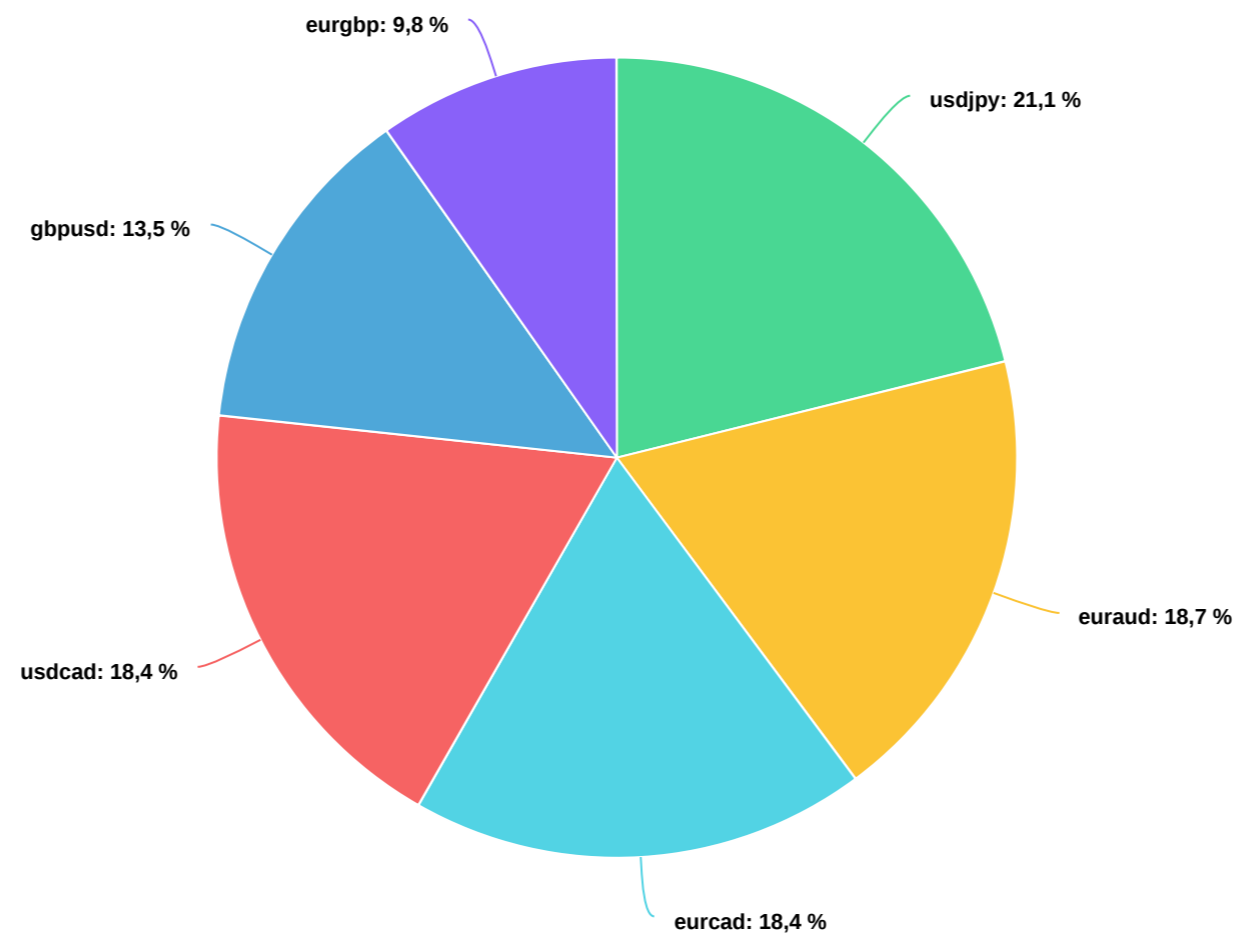
Losing Positions



Gross Loss



Position Volume



Duration of Losing Positions

