

Report Analysis for "MyPips+ EA V1.0 MT4_week"

generated by EarnForex.com

Table of contents

SUMMARY

MAIN DATA

GAIN & LOSS

ROI

POSITIONS

POSITION PROPERTIES

SHORT POSITION PROPERTIES

LONG POSITION PROPERTIES

WIN/LOSS SERIES

DRAWDOWN

INDEXES

TIME & VOLUME

R-MULTIPLE

CHARTS

BALANCE OVER TIME

BALANCE OVER TRADES

WINNING POSITIONS

LOSING POSITIONS

GROSS PROFIT

GROSS LOSS

POSITION VOLUME

DURATION OF WINNING POSITIONS

DURATION OF LOSING POSITIONS

Summary

PLAT FORM	PERIOD	LAST TRADE	STARTING BALANCE	HIGHEST BALANCE	LOWEST BALANCE	END BALANCE
MT4	2026-05-07 — 2026-05-08 (1 day)	1 day ago	\$1,000	● \$1,055.67	● \$999.68	● +\$1,055.67

Gain & Loss

PAIR	NET PROFIT, \$	NET PROFIT, PIPS	GROSS PROFIT, \$	GROSS LOSS, \$
xauusd	● +55.67	● +608,600	● +81.94	● -26.27
Total	● +55.67	● +608,600	● +81.94	● -26.27

ROI

PAIR	ROI, %	ANNUALIZED ROI (REAL), %	ANNUALIZED ROI (THEORETICAL), %
xauusd	● +5.57	● +1,383.12	● +7,091.36
Total	● +5.57	● +1,385.73	● +7,091.36

Positions

PAIR	POSITIONS			TRADES (%)		% TRIGGERED POSITIONS	
	TOTAL	PROFITABLE	LOSING	SHORT	LONG	WITH SL	WITH TP
xauusd	57	● 50 (87.72%)	7 (12.28%)	42 (73.68%)	15 (26.32%)	57 (0%)	57 (0%)
Total	57	● 50 (87.72%)	7 (12.28%)	42 (73.68%)	15 (26.32%)	57 (0%)	57 (0%)

Position Properties

PAIR	AVERAGE, \$		LARGEST, \$		AVERAGE OUT COME, \$		AVERAGE OUT COME, PIPS		EXPECTED PAYOFF, \$	REWARD/RISK RATIO
	PROFIT	LOSS	PROFIT	LOSS	SL	TP	SL	TP		
xauusd	● +1.64	● -3.75	● +11.12	● -9.52	—	—	—	—	● +0.98	● 0.44
Total	● +1.64	● -3.75	● +11.12	● -9.52	—	—	—	—	● +0.98	● 0.44

Short Position Properties

PAIR	SHORT POSITIONS		AVERAGE, \$		LARGEST, \$		TOTAL PROFIT, \$	EXPECTED PAYOFF, \$	REWARD/RISK RATIO
	WON	LOST	PROFIT	LOSS	PROFIT	LOSS			
xauusd	● 36	● 6	● +1.85	● -4.18	● +11.12	● -9.52	41.34	● +0.98	● 0.44
Total	● 36	● 6	● +1.85	● -4.18	● +11.12	● -9.52	41.34	● +0.98	● 0.44

Long Position Properties

PAIR	LONG POSITIONS		AVERAGE, \$		LARGEST, \$		TOTAL PROFIT, \$	EXPECTED PAYOFF, \$	REWARD/RISK RATIO
	WON	LOST	PROFIT	LOSS	PROFIT	LOSS			
xauusd	● 14	1	● +1.11	● -1.19	● +3.02	● -1.19	● +14.33	● +0.96	● 0.93
Total	● 14	1	● +1.11	● -1.19	● +3.02	● -1.19	● +14.33	● +0.96	● 0.93

Win/Loss Series

PAIR	MAXIMUM CONSECUTIVE							AVERAGE CONSECUTIVE		
	PROFIT, \$	PROFITABLE POSITIONS (BY PROFIT)	PROFITABLE POSITIONS	PROFIT (BY POSITIONS), \$	LOSS	LOSING POSITIONS (BY LOSS)	LOSING POSITIONS	LOSS (BY POSITIONS)	WINS	LOSSES
xauusd	● +21.37	● 17	● 17	● +21.37	● -9.52	1	1	● -9.52	● 6	1
Total	● +21.37	● 17	● 17	● +21.37	● -9.52	1	1	● -9.52	● 6	1

Drawdown

PAIR	ABSOLUTE DRAWDOWN, \$	MAXIMUM DRAWDOWN		AVERAGE DRAWDOWN		RELATIVE DRAWDOWN	
		\$	%	\$	%	%	\$
xauusd	-0.32	-9.52	0.91	-7.45	0.72	0.91	-9.52
Total	-0.32	-9.52	0.91	7.45	0.72	0.91	-9.52

Indexes

PAIR	PROFIT FACTOR	RECOVERY FACTOR (CALMAR RATIO)	SHARPE RATIO	SORTINO RATIO	ULCER INDEX	AHPR	GHPR	STANDARD DEVIATION, \$	Z-SCORE (PROBABILITY)	RISK-ADJUSTED RETURN, %	CAGR, %
xauusd	3.12	● +5.85	● +0.36	● +0.18	0.48	● +0.1	0.1	2.74	● +1.41 (84.15%)	● +1,991.97	
		● +70,076,822.86									
Total	3.12	● +5.85	● +0.36	● +0.18	0.48	● +0.1	0.1	2.74	● +1.41 (84.15%)	● +1,991.97	
		● +38,706,658,874.08									

Time & Volume

PAIR	TOTAL DURATION			AVERAGE DURATION			VOLUME	
	WINNING TRADES	LOSING TRADES	ALL TRADES	WINNING TRADES	LOSING TRADES	ALL TRADES	TOTAL	AVERAGE
xauusd	3h 6m 34s	3h 46m 3s	6h 52m 37s	3m 43s	32m 17s	7m 14s	0.57	0.01
Total	3h 6m 34s	3h 46m 3s	6h 52m 37s	3m 43s	32m 17s	7m 14s	0.57	0.01

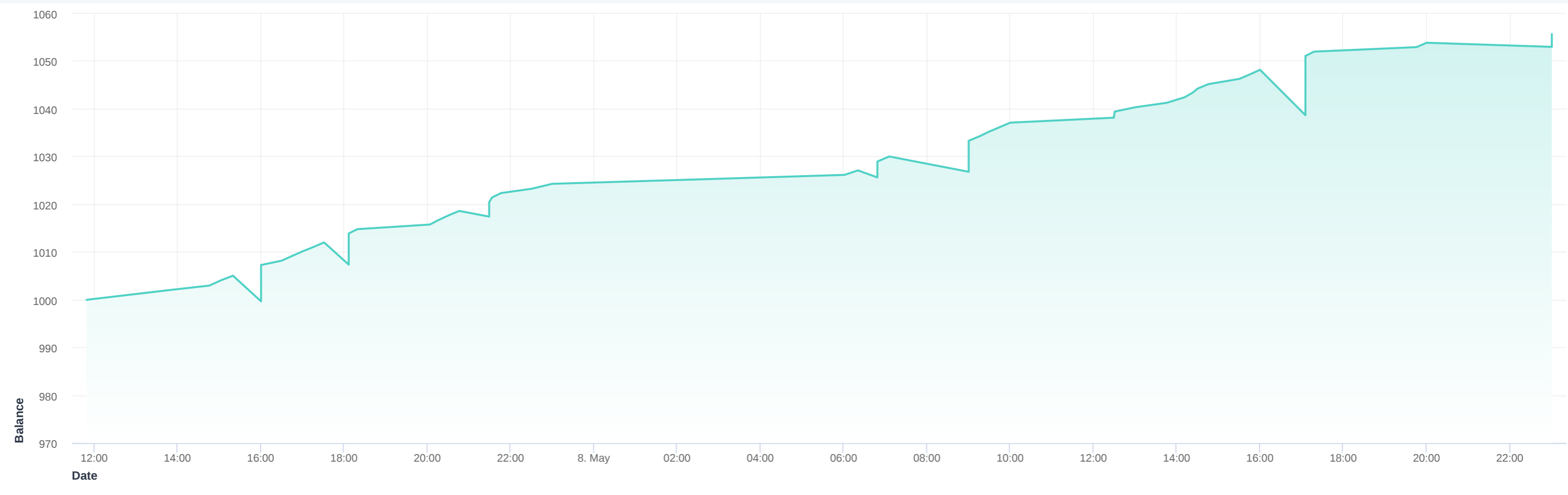
Expenses

PAIR	COMMISSION, \$	SWAP, \$
xauusd	● -5.19	—
Total	● -5.19	—

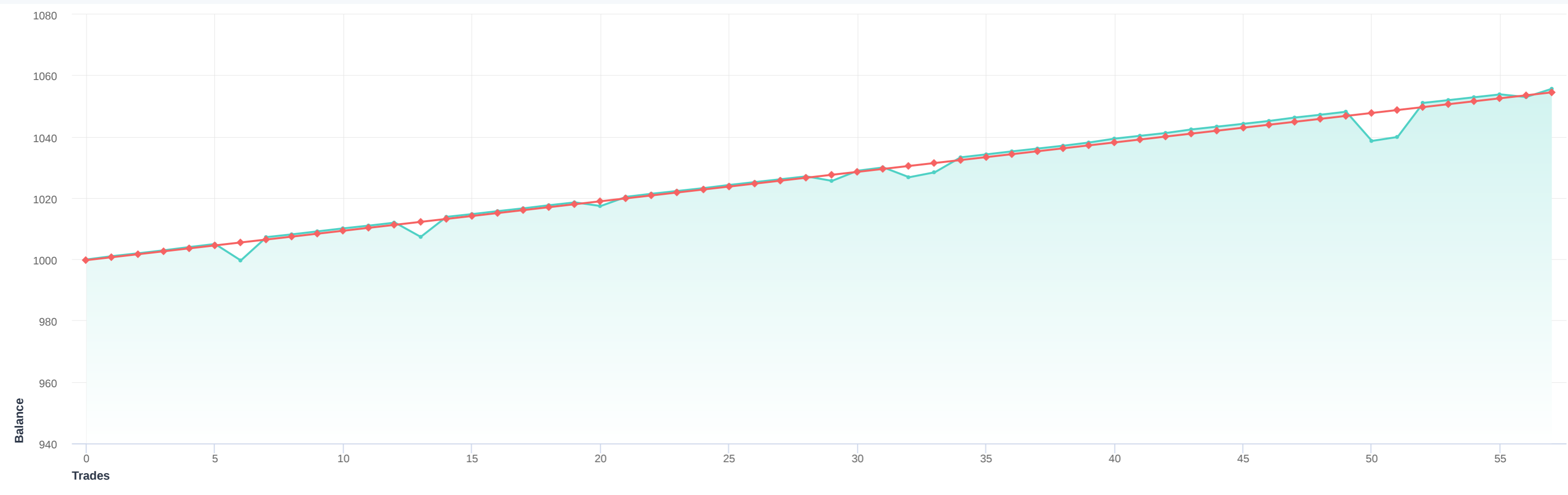
R-Multiple

PAIR	R-MULTIPLE, \$	AVERAGE PROFITABLE TRADE IN R-MULTIPLES	AVERAGE LOSING TRADE IN R-MULTIPLES	EXPECTED PAYOFF IN R-MULTIPLES
xauusd	3.21	● +0.51	● -1.17	● +0.31
Total	3.21	● +0.51	● -1.17	● +0.31

Balance over Time



Balance over Trades



Winning Positions



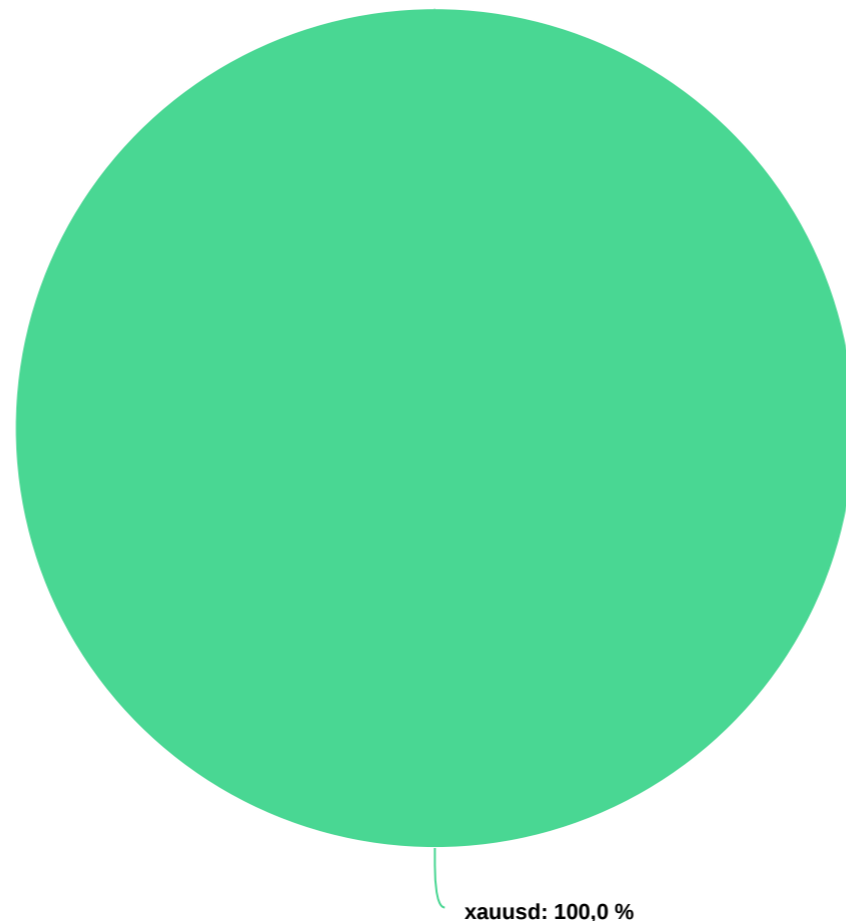
xauusd: 100,0 %

Losing Positions




xauusd: 100,0 %

Gross Profit



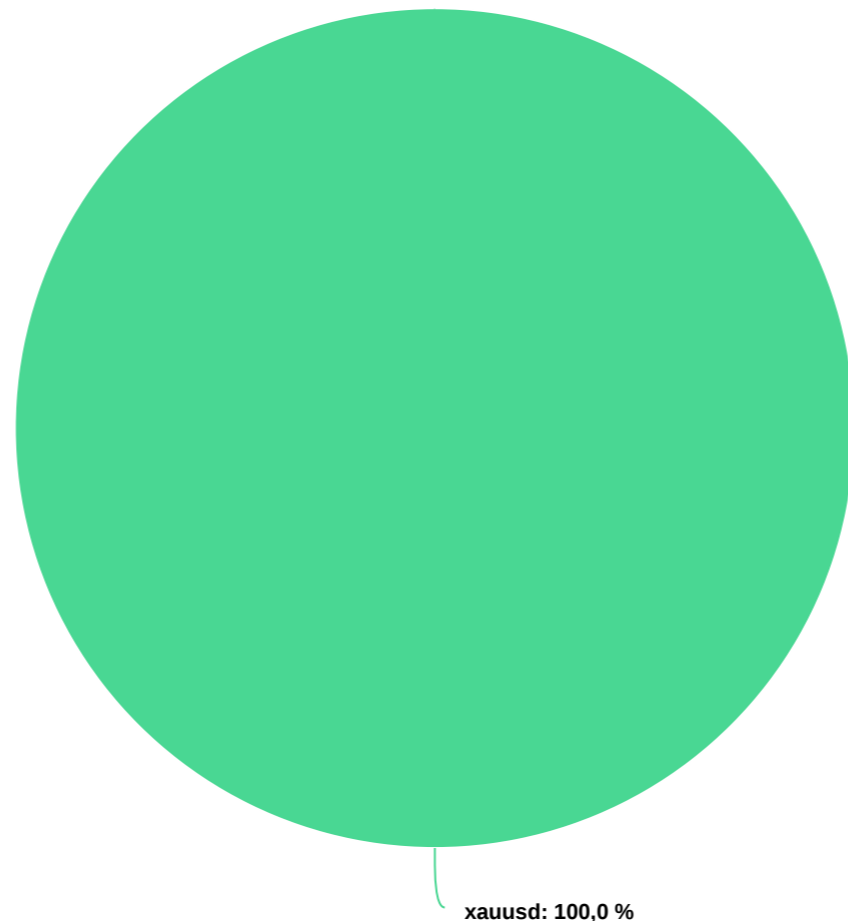
xauusd: 100,0 %

Gross Loss




xauusd: 100,0 %

Position Volume




xauusd: 100,0 %

Duration of Winning Positions



xauusd: 100,0 %

Duration of Losing Positions



xauusd: 100,0 %