

Report Analysis for "Forex Real Profit v5.11 MT4_week"

generated by EarnForex.com

Table of contents

SUMMARY

MAIN DATA

GAIN & LOSS

ROI

POSITIONS

POSITION PROPERTIES

SHORT POSITION PROPERTIES

LONG POSITION PROPERTIES

WIN/LOSS SERIES

DRAWDOWN

INDEXES

TIME & VOLUME

R-MULTIPLE

CHARTS

BALANCE OVER TIME

BALANCE OVER TRADES

LOSSES IN A ROW

WINNING POSITIONS

LOSING POSITIONS

GROSS PROFIT

GROSS LOSS

POSITION VOLUME

DURATION OF WINNING POSITIONS

DURATION OF LOSING POSITIONS

Summary

PLAT FORM	PERIOD	LAST TRADE	STARTING BALANCE	HIGHEST BALANCE	LOWEST BALANCE	END BALANCE
MT4	2026-05-04 — 2026-05-08 (3 days)	1 day ago	\$10,000	● \$10,246.87	● \$9,901.01	● \$9,944.53

Gain & Loss

PAIR	NET PROFIT, \$	NET PROFIT, PIPS	GROSS PROFIT, \$	GROSS LOSS, \$
euraud	● -3.51	● +4.1	● +56	● -59.51
eurcad	● -72.34	● -13.4	● +38.29	● -110.63
eurCHF	● +13.6	● +2.6	● +13.6	—
eurGBP	● +11.71	● +2.6	● +13.83	● -2.12
eurUSD	● -22.19	● -1.5	● +55.15	● -77.34
GBPUSD	● +11.5	● +4.8	● +110.93	● -99.43
usdcad	● -39.57	● -4.4	● +97.68	● -137.25
usdCHF	● -16.38	● -1.5	● +47.85	● -64.23
usdJPY	● +61.71	● +10.7	● +61.71	—
Total	● -55.47	● +4	● +495.04	● -550.51

ROI

PAIR	ROI, %	ANNUALIZED ROI (REAL), %	ANNUALIZED ROI (THEORETICAL), %
euraud	● -0.04	● -6.38	● -80.66
eurcad	● -0.72	● -87.28	● -2,655.16
eurCHF	● +0.14	● +529.04	● +529.04
eurGBP	● +0.12	● +41.13	● +408.86

eurusd	● -0.22	● -25.37	● -184.23
gbpusd	● +0.12	● +13.17	● +115.36
usdcad	● -0.4	● -45.11	● -271.6
usdchf	● -0.16	● -19.28	● -309.84
usdjpy	● +0.62	● +219.48	● +1,720.07
Total	● -0.55	● -63.87	● -95.69

Positions

PAIR	POSITIONS			TRADES (%)		% TRIGGERED POSITIONS	
	TOTAL	PROFITABLE	LOSING	SHORT	LONG	WITH SL	WITH TP
euraud	3	● 1 (33.33%)	2 (66.67%)	2 (66.67%)	1 (33.33%)	3 (0%)	3 (0%)
eurcad	2	● 1 (50%)	1 (50%)	1 (50%)	1 (50%)	2 (0%)	2 (0%)
eurCHF	1	● 1 (100%)	0 (0%)	0 (0%)	1 (100%)	1 (0%)	1 (0%)
eurGBP	2	● 1 (50%)	1 (50%)	2 (100%)	0 (0%)	2 (0%)	2 (0%)
eurusd	4	● 2 (50%)	2 (50%)	2 (50%)	2 (50%)	4 (0%)	4 (0%)
gbpusd	5	● 3 (60%)	2 (40%)	2 (40%)	3 (60%)	5 (0%)	5 (0%)
usdcad	6	● 4 (66.67%)	2 (33.33%)	3 (50%)	3 (50%)	6 (0%)	6 (0%)
usdCHF	3	● 2 (66.67%)	1 (33.33%)	1 (33.33%)	2 (66.67%)	3 (0%)	3 (0%)
usdjpy	2	● 2 (100%)	0 (0%)	1 (50%)	1 (50%)	2 (0%)	2 (0%)
Total	28	● 17 (60.71%)	11 (39.29%)	14 (50%)	14 (50%)	28 (0%)	28 (0%)

Position Properties

AVERAGE, \$	LARGEST, \$	AVERAGE OUT COME, \$	AVERAGE OUT COME, PIPS
-------------	-------------	----------------------	------------------------

PAIR	PROFIT	LOSS	PROFIT	LOSS	SL	TP	SL	TP	EXPECTED PAYOFF, \$	REWARD/RISK RATIO
euraud	+56	-29.76	+56	-55.63	—	—	—	—	-1.17	1.88
eurcad	+38.29	-110.63	+38.29	-110.63	—	—	—	—	-36.17	0.35
eurCHF	+13.6	—	+13.6	—	—	—	—	—	+13.6	—
eurGBP	+13.83	-2.12	+13.83	-2.12	—	—	—	—	+5.86	6.52
eurUSD	+27.58	-38.67	+30.33	-62.17	—	—	—	—	-5.55	0.71
GBPUSD	+36.98	-49.72	+49.14	-88.08	—	—	—	—	+2.3	0.74
usdcad	+24.42	-68.63	+39.02	-87.86	—	—	—	—	-6.6	0.36
usdCHF	+23.93	-64.23	+25.6	-64.23	—	—	—	—	-5.46	0.37
usdJPY	+30.86	—	+50.45	—	—	—	—	—	+30.86	—
Total	+29.12	-50.05	+56	-110.63	—	—	—	—	-1.98	0.58

Short Position Properties

PAIR	SHORT POSITIONS		AVERAGE, \$		LARGEST, \$		TOTAL PROFIT, \$	EXPECTED PAYOFF, \$	REWARD/RISK RATIO
	WON	LOST	PROFIT	LOSS	PROFIT	LOSS			
euraud	1	1	+56	-55.63	+56	-55.63	0.37	+0.19	1.01
eurcad	—	1	—	-110.63	—	-110.63	-110.63	-110.63	—
eurGBP	1	1	+13.83	-2.12	+13.83	-2.12	11.71	+5.86	6.52
eurUSD	2	—	+27.58	—	+30.33	—	55.15	+27.58	—
GBPUSD	2	—	+30.9	—	+33.15	—	61.79	+30.9	—
usdcad	1	2	+21.61	-68.63	+21.61	-87.86	-115.64	-38.55	0.31
usdCHF	—	1	—	-64.23	—	-64.23	-64.23	-64.23	—

usdjpy	1	—	+50.45	—	+50.45	—	50.45	+50.45	—
Total	8	6	+32.35	-61.64	+56	-110.63	-111.03	-7.93	0.52

Long Position Properties

PAIR	LONG POSITIONS		AVERAGE, \$		LARGEST, \$		TOTAL PROFIT, \$	EXPECTED PAYOFF, \$	REWARD/RISK RATIO
	WON	LOST	PROFIT	LOSS	PROFIT	LOSS			
euraud	—	1	—	-3.88	—	-3.88	-3.88	-3.88	—
eurcad	1	—	+38.29	—	+38.29	—	+38.29	+38.29	—
eurCHF	1	—	+13.6	—	+13.6	—	+13.6	+13.6	—
eurusd	—	2	—	-38.67	—	-62.17	-77.34	-38.67	—
gbpusd	1	2	+49.14	-49.72	+49.14	-88.08	-50.29	-16.76	0.99
usdcad	3	—	+25.36	—	+39.02	—	+76.07	+25.36	—
usdCHF	2	—	+23.93	—	+25.6	—	+47.85	+23.93	—
usdjpy	1	—	+11.26	—	+11.26	—	+11.26	+11.26	—
Total	9	5	+26.25	-36.13	+49.14	-88.08	+55.56	+3.97	0.73

Win/Loss Series

PAIR	MAXIMUM CONSECUTIVE								AVERAGE CONSECUTIVE	
	PROFIT, \$	PROFITABLE POSITIONS (BY PROFIT)	PROFITABLE POSITIONS	PROFIT (BY POSITIONS), \$	LOSS	LOSING POSITIONS (BY LOSS)	LOSING POSITIONS	LOSS (BY POSITIONS)	WINS	LOSSES
euraud	+56	1	1	+56	-59.51	2	2	-59.51	1	2
eurcad	+38.29	1	1	+38.29	-110.63	1	1	-110.63	1	1
eurCHF	+13.6	1	1	+13.6	—	—	—	—	1	—
eurGBP	+13.83	1	1	+13.83	-2.12	1	1	-2.12	1	1

eurusd	+30.33	1	1	+30.33	-62.17	1	1	-62.17	1	1
gbpusd	+77.78	2	2	+77.78	-88.08	1	1	-88.08	2	1
usdcad	+63.07	3	3	+63.07	-87.86	1	1	-87.86	2	1
usdchf	+47.85	2	2	+47.85	-64.23	1	1	-64.23	2	1
usdjpy	+61.71	2	2	+61.71	—	—	—	—	2	—
Total	+246.6	7	7	+246.6	-302.34	4	4	-302.34	4	3

Drawdown

PAIR	ABSOLUTE DRAWDOWN, \$	MAXIMUM DRAWDOWN		AVERAGE DRAWDOWN		RELATIVE DRAWDOWN	
		\$	%	\$	%	%	\$
euraud	-59.51	-59.51	0.6	-57.57	0.58	0.6	-59.51
eurcad	-110.63	-110.63	1.11	-110.63	1.11	1.11	-110.63
eurCHF	—	—	—	—	—	—	—
eurGBP	-2.12	-2.12	0.02	-2.12	0.02	0.02	-2.12
eurusd	-22.19	-62.17	0.62	-38.67	0.39	0.62	-62.17
gbpusd	—	-88.08	0.87	-49.72	0.49	0.87	-88.08
usdcad	-39.57	-87.86	0.87	-68.63	0.68	0.87	-87.86
usdCHF	-16.38	-64.23	0.64	-64.23	0.64	0.64	-64.23
usdjpy	—	—	—	—	—	—	—
Total	-98.99	-302.34	2.95	59.15	0.59	2.95	-302.34

Indexes

PAIR	PROFIT FACTOR	RECOVERY FACTOR (CALMAR RATIO)	SHARPE RATIO	SORTINO RATIO	ULCER INDEX	AHPR	GHPR	STANDARD DEVIATION, \$	Z-SCORE (PROBABILITY)	RISK-ADJUSTED RETURN, %	CAGR, %
------	---------------	--------------------------------	--------------	---------------	-------------	------	------	------------------------	-----------------------	-------------------------	---------

euraud	0.94	● -0.06	● -0.03	● -0.04	—	● -0.01	—	45.61	● +0.35 (27.37%)	● -7.7	● -6.18
eurcad	0.35	● -0.65	● -0.48	● -0.48	—	● -0.36	—	74.46	— (0%)	● -97.15	● -58.35
eurCHF	—	—	—	—	—	● +1	—	—	— (0%)	—	● +19,670.33
eurGBP	6.52	● +5.52	● +0.74	● +0.74	—	● +0.06	—	7.98	— (0%)	● +146.74	● +50.85
eurUSD	0.71	● -0.36	● -0.15	● -0.13	—	● -0.05	—	37.11	● +1.84 (93.42%)	● -59.8	● -22.43
GBPUSD	1.12	● +0.13	● +0.05	● +0.04	—	● +0.03	—	49.38	● +1.2 (76.99%)	● +23.29	● +14.07
usdcad	0.71	● -0.45	● -0.31	● -0.26	—	● -0.15	—	47.02	● +0.88 (62.11%)	● -157.76	● -36.36
usdCHF	0.74	● -0.26	● -0.12	● -0.08	—	● -0.05	—	41.58	● +0.35 (27.37%)	● -39.39	● -17.55
usdJPY	—	—	● +1.59	—	—	● +0.3	—	19.6	— (0%)	● +314.85	● +791.81
Total	0.9	● -0.18	● -0.07	● -0.06	1.6	● -0.03	-0.02	46.34	● -2.37 (98.22%)	● -194.39	● -49.17

Time & Volume

PAIR	TOTAL DURATION			AVERAGE DURATION			VOLUME	
	WINNING TRADES	LOSING TRADES	ALL TRADES	WINNING TRADES	LOSING TRADES	ALL TRADES	TOTAL	AVERAGE
euraud	2m 51s	3h 45m 53s	3h 48m 44s	2m 51s	1h 52m 56s	1h 16m 14s	2.07	0.69
eurcad	22m 12s	2h 1m	2h 23m 12s	22m 12s	2h 1m	1h 11m 36s	1.36	0.68
eurCHF	2h 15m 7s	—	2h 15m 7s	2h 15m 7s	—	2h 15m 7s	0.39	0.39
eurGBP	28m 26s	2h 2m 6s	2h 30m 32s	28m 26s	2h 2m 6s	1h 15m 16s	0.73	0.37
eurUSD	2h 35m 41s	7h 57m 23s	10h 33m 4s	1h 17m 50s	3h 58m 41s	2h 38m 16s	2	0.5
GBPUSD	2h 57m 45s	5h 46m 12s	8h 43m 57s	59m 15s	2h 53m 6s	1h 44m 47s	2.51	0.5
usdcad	4h 36m 26s	8h 9m 20s	12h 45m 46s	1h 9m 6s	4h 4m 40s	2h 7m 37s	4.08	0.68
usdCHF	2h 25m	2h 12m 52s	4h 37m 52s	1h 12m 30s	2h 12m 52s	1h 32m 37s	1.17	0.39

usdjpy	3h 8m 34s	—	3h 8m 34s	1h 34m 17s	—	1h 34m 17s	1.57	0.79
Total	18h 52m 2s	1d 7h 54m 46s	2d 2h 46m 48s	1h 6m 35s	2h 54m 4s	1h 48m 48s	15.88	0.57

Expenses

PAIR	COMMISSION, \$	SWAP, \$
euraud	● -4.85	● -19.97
eurcad	● -3.19	● -2.25
eurCHF	● -0.92	● +1.5
eurGBP	● -1.72	● +0.75
eurUSD	● -4.69	● -10
GBPUSD	● -6.8	● -4.04
usdcad	● -8.16	● -8.45
usdCHF	● -2.34	● -6.5
usdjpy	● -3.14	● +10.34
Total	● -35.81	● -38.62

R-Multiple

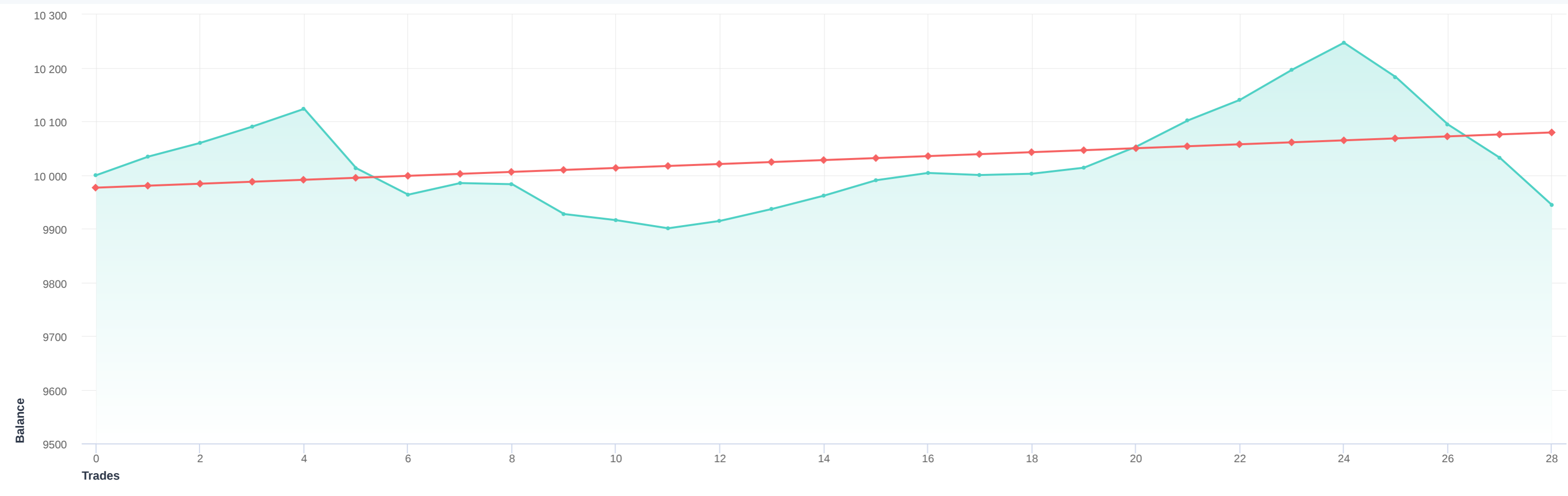
PAIR	R-MULTIPLE, \$	AVERAGE PROFITABLE TRADE IN R-MULTIPLES	AVERAGE LOSING TRADE IN R-MULTIPLES	EXPECTED PAYOFF IN R-MULTIPLES
euraud	29.76	● +1.88	● -1	● -0.04
eurcad	110.63	● +0.35	● -1	● -0.33
eurGBP	2.12	● +6.52	● -1	● +2.76
eurUSD	38.67	● +0.71	● -1	● -0.14
GBPUSD	49.72	● +0.74	● -1	● +0.05
		●	●	●

usdcad	68.63	+0.36	-1	-0.1
usdchf	64.23	+0.37	-1	-0.09
Total	55.63	+0.52	-0.9	-0.04

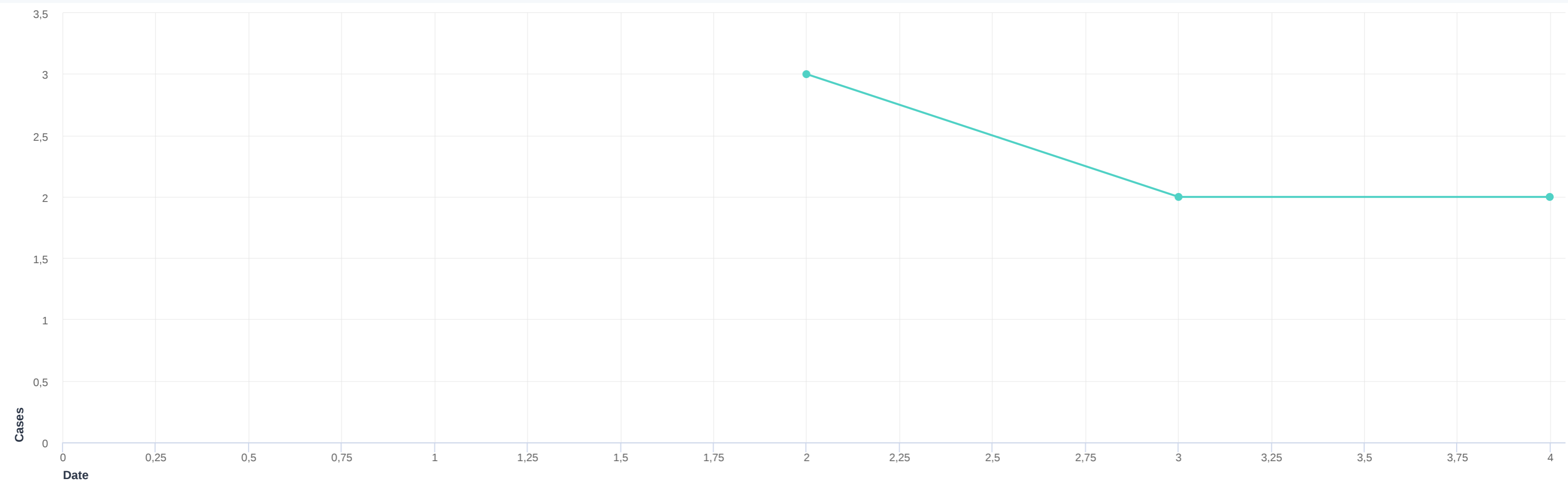
Balance over Time



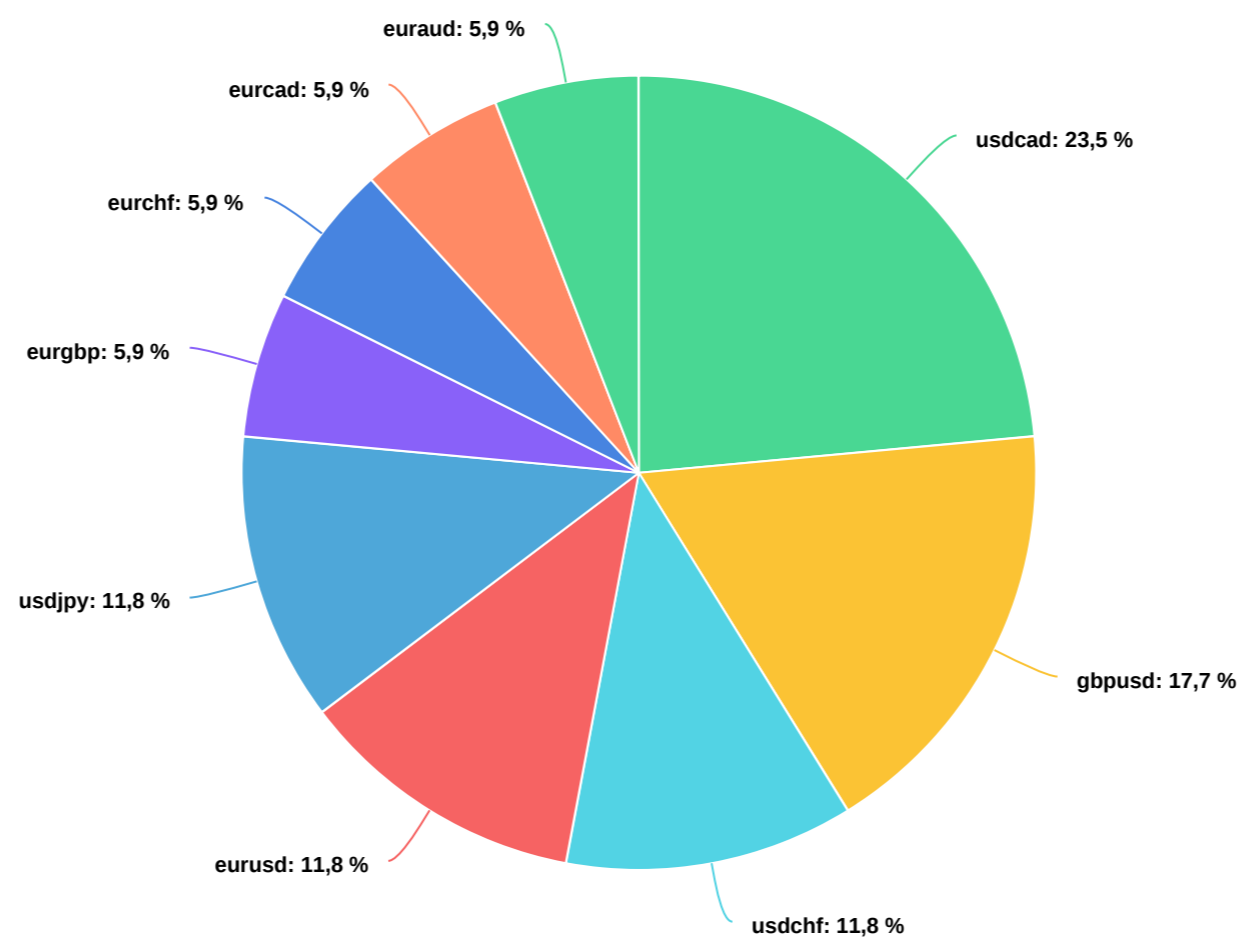
Balance over Trades



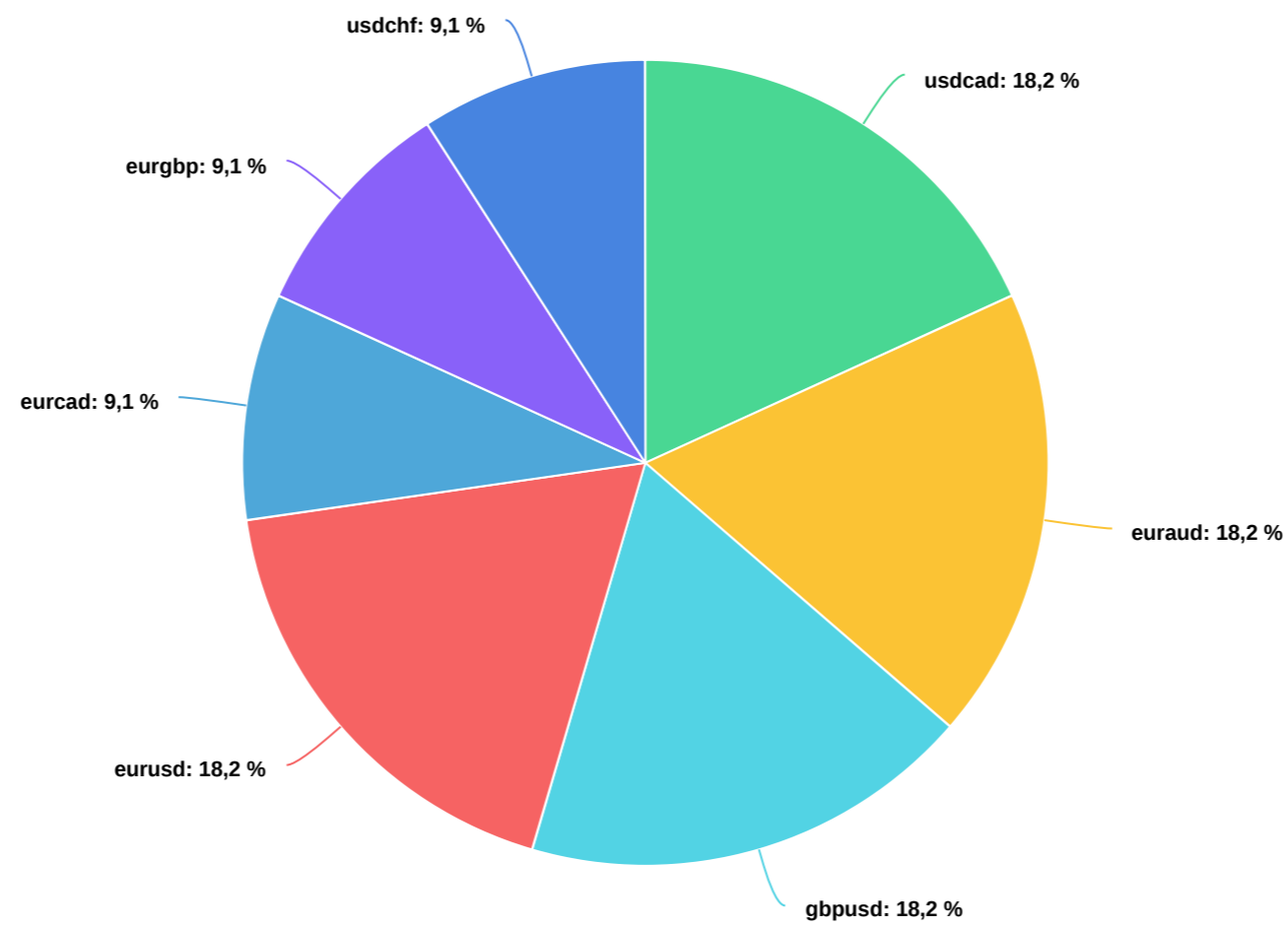
Losses in a Row



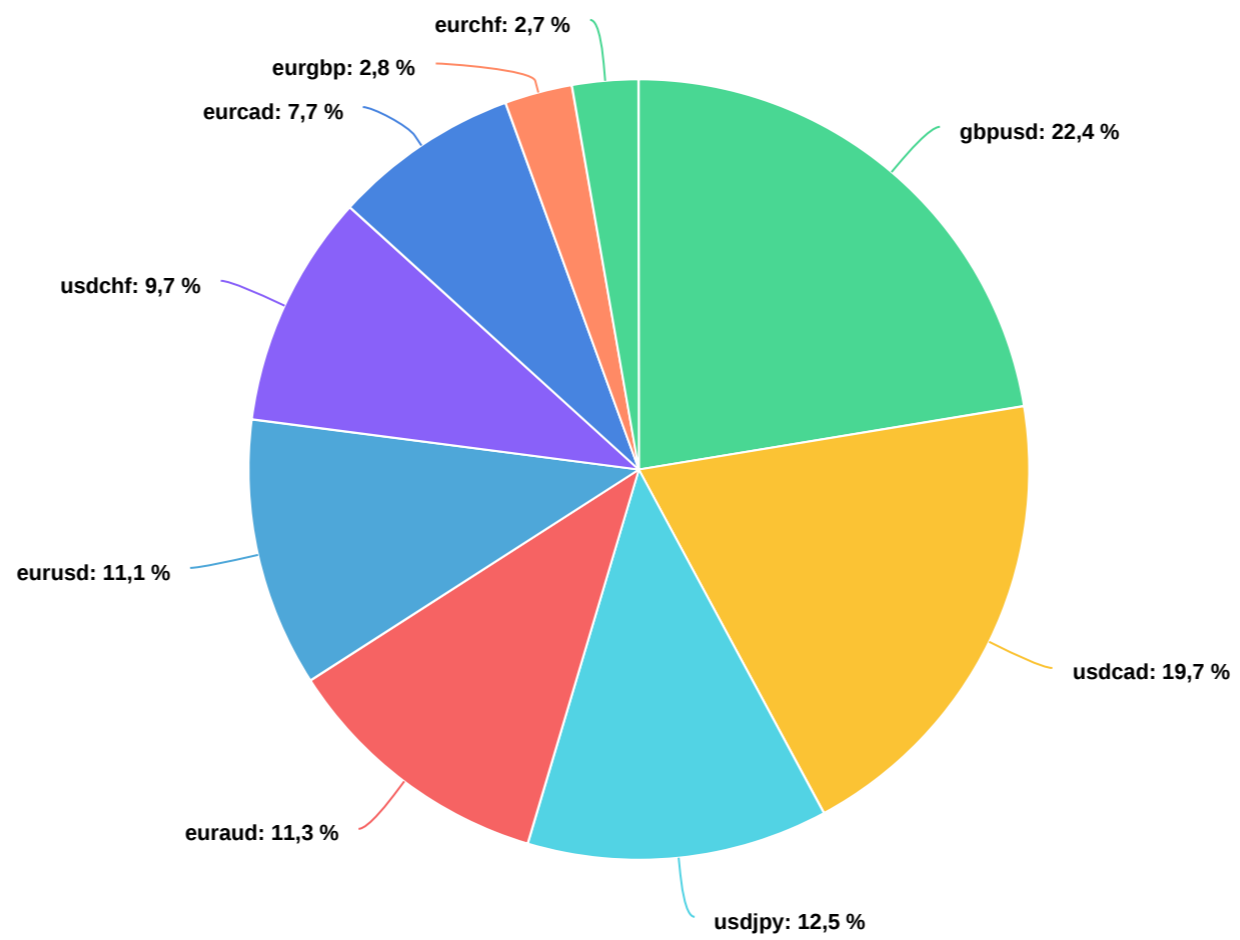
Winning Positions



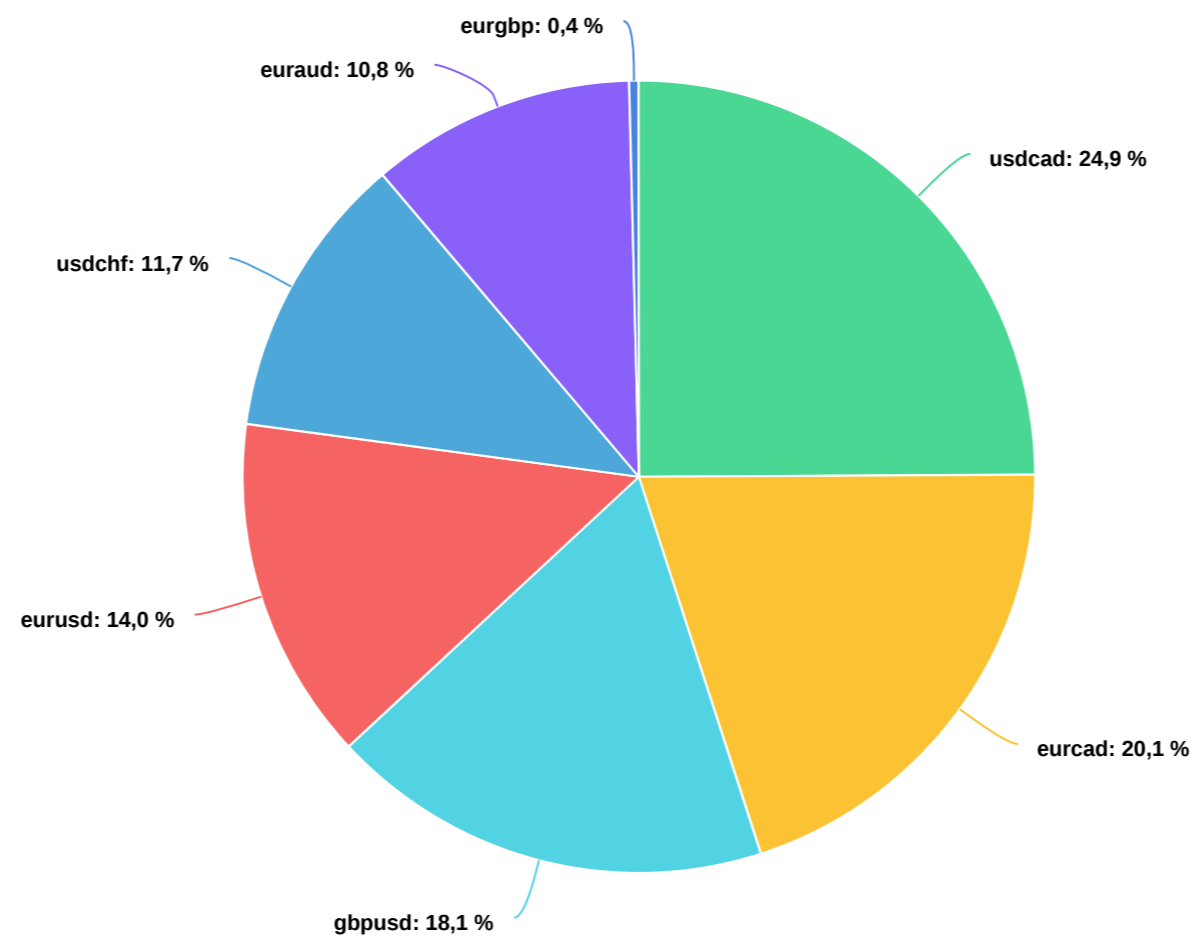
Losing Positions



Gross Profit



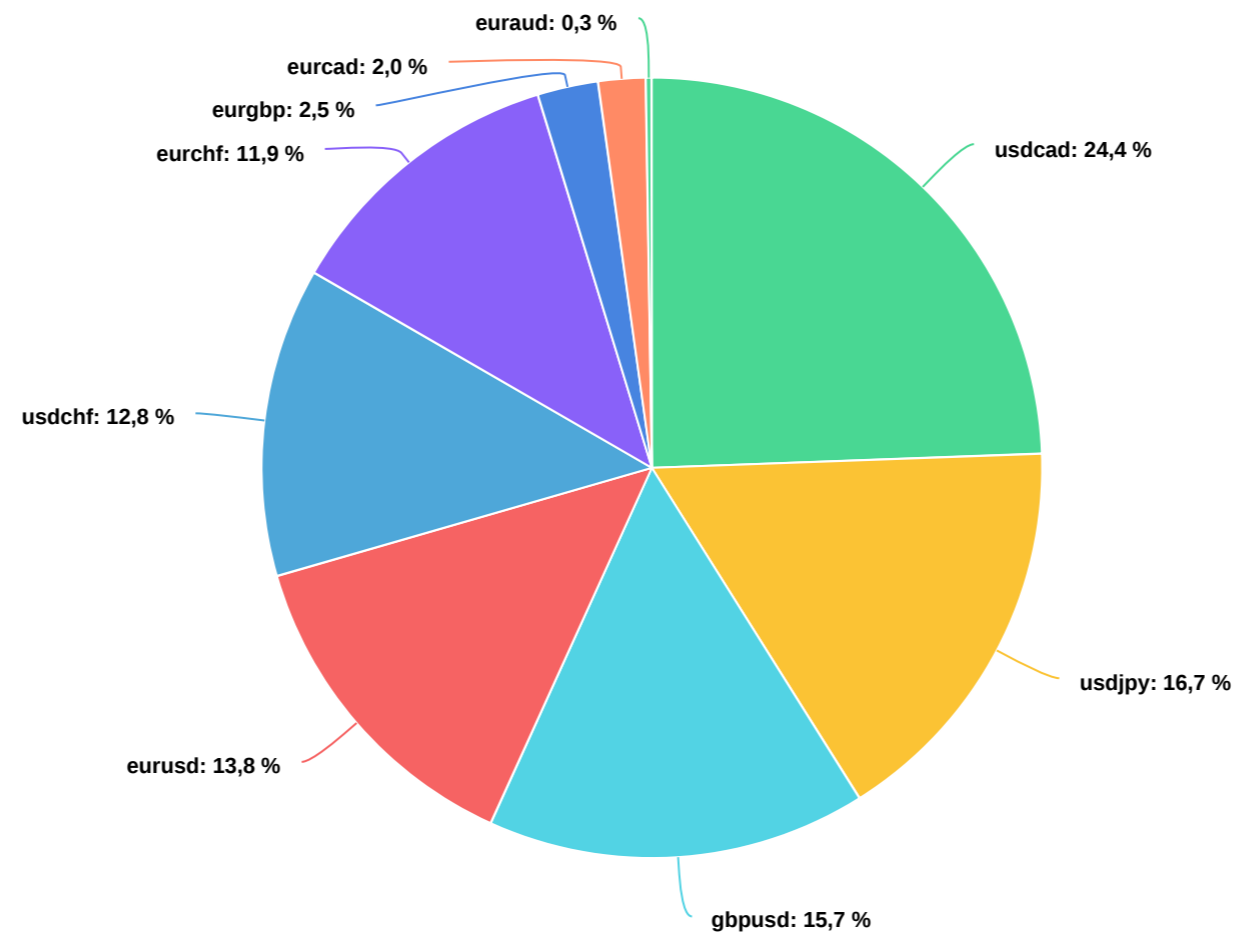
Gross Loss



Position Volume



Duration of Winning Positions



Duration of Losing Positions

