

Report Analysis for "Quantum Queen v3.52 original version MT5_All history"

generated by EarnForex.com

Table of contents

SUMMARY

MAIN DATA

GAIN & LOSS

ROI

POSITIONS

POSITION PROPERTIES

SHORT POSITION PROPERTIES

LONG POSITION PROPERTIES

WIN/LOSS SERIES

DRAWDOWN

INDEXES

TIME & VOLUME

R-MULTIPLE

CHARTS

BALANCE OVER TIME

BALANCE OVER TRADES

LOSSES IN A ROW

WINNING POSITIONS

LOSING POSITIONS

GROSS PROFIT

GROSS LOSS

POSITION VOLUME

DURATION OF WINNING POSITIONS

DURATION OF LOSING POSITIONS

Summary

PLAT FORM	PERIOD	LAST TRADE	STARTING BALANCE	HIGHEST BALANCE	LOWEST BALANCE	END BALANCE
MT5	2026-04-07 — 2026-05-01 (23 days)	4 days ago	\$1,000	● \$1,295.07	● \$996.56	● +\$1,295.07

Gain & Loss

PAIR	NET PROFIT, \$	NET PROFIT, PIPS	GROSS PROFIT, \$	GROSS LOSS, \$
XAUUSD	● +295.07	● +1,060,125.11	● +311.79	● -16.72
Total	● +295.07	● +1,060,125.11	● +311.79	● -16.72

ROI

PAIR	ROI, %	ANNUALIZED ROI (REAL), %	ANNUALIZED ROI (THEORETICAL), %
XAUUSD	● +29.51	● +451.08	● +14.44
Total	● +29.51	● +451.13	● +14.44

Positions

PAIR	POSITIONS			TRADES (%)		% TRIGGERED POSITIONS	
	TOTAL	PROFITABLE	LOSING	SHORT	LONG	WITH SL	WITH TP
XAUUSD	63	● 57 (90.48%)	6 (9.52%)	0 (0%)	63 (100%)	0 (0%)	0 (0%)
Total	63	● 57 (90.48%)	6 (9.52%)	0 (0%)	63 (100%)	0 (0%)	0 (0%)

Position Properties

PAIR	AVERAGE, \$		LARGEST, \$		AVERAGE OUT COME, \$		AVERAGE OUT COME, PIPS		EXPECTED PAYOFF, \$	REWARD/RISK RATIO
	PROFIT	LOSS	PROFIT	LOSS	SL	TP	SL	TP		
XAUUSD	● +5.47	● -2.79	● +20.52	● -6	—	—	—	—	● +4.68	● 1.96
Total	● +5.47	● -2.79	● +20.52	● -6	—	—	—	—	● +4.68	● 1.96

Short Position Properties

PAIR	SHORT POSITIONS		AVERAGE, \$		LARGEST, \$		TOTAL PROFIT, \$	EXPECTED PAYOFF, \$	REWARD/RISK RATIO
	WON	LOST	PROFIT	LOSS	PROFIT	LOSS			
Total	—	—	—	—	—	—	—	—	—

Long Position Properties

PAIR	LONG POSITIONS		AVERAGE, \$		LARGEST, \$		TOTAL PROFIT, \$	EXPECTED PAYOFF, \$	REWARD/RISK RATIO
	WON	LOST	PROFIT	LOSS	PROFIT	LOSS			
XAUUSD	● 57	6	● +5.47	● -2.79	● +20.52	● -6	● +295.07	● +4.68	● 1.96
Total	● 57	6	● +5.47	● -2.79	● +20.52	● -6	● +295.07	● +4.68	● 1.96

Win/Loss Series

PAIR	MAXIMUM CONSECUTIVE								AVERAGE CONSECUTIVE	
	PROFIT, \$	PROFITABLE POSITIONS (BY PROFIT)	PROFITABLE POSITIONS	PROFIT (BY POSITIONS), \$	LOSS	LOSING POSITIONS (BY LOSS)	LOSING POSITIONS	LOSS (BY POSITIONS)	WINS	LOSSES
XAUUSD	● +162.55	● 28	● 28	● +162.55	● -8.94	2	2	● -8.94	● 11	1
Total	● +162.55	● 28	● 28	● +162.55	● -8.94	2	2	● -8.94	● 11	1

Drawdown

PAIR	ABSOLUTE DRAWDOWN, \$	MAXIMUM DRAWDOWN		AVERAGE DRAWDOWN		RELATIVE DRAWDOWN	
		\$	%	\$	%	%	\$
XAUUSD	-3.32	-8.94	0.77	-6.09	0.54	0.77	-8.94
Total	-3.32	-8.94	0.77	6.09	0.54	0.77	-8.94

Indexes

PAIR	PROFIT FACTOR	RECOVERY FACTOR (CALMAR RATIO)	SHARPE RATIO	SORTINO RATIO	ULCER INDEX	AHPR	GHPR	STANDARD DEVIATION, \$	Z-SCORE (PROBABILITY)	RISK-ADJUSTED RETURN, %	CAGR, %
XAUUSD	18.65	● +33.01	● +0.94	● +0.61	0.42	● +0.41	0.41	4.82	● -1.03 (69.7%)	● +6,121.78	● +5,107.56
Total	18.65	● +33.01	● +0.94	● +0.61	0.42	● +0.41	0.41	4.82	● -1.03 (69.7%)	● +6,121.78	● +5,954.04

Time & Volume

PAIR	TOTAL DURATION			AVERAGE DURATION			VOLUME	
	WINNING TRADES	LOSING TRADES	ALL TRADES	WINNING TRADES	LOSING TRADES	ALL TRADES	TOTAL	AVERAGE
XAUUSD	1yr 11mos 3w 2d 4h 23m	2mos 3w 1d 21h 49m	2yrs 2mos 2w 4d 2h 12m	1w 4d 16h 55m 8s	1w 6d 3h 38m 10s	1w 4d 20h 13m 31s	1.26	0.02
Total	1yr 11mos 3w 2d 4h 23m	2mos 3w 1d 21h 49m	2yrs 2mos 2w 4d 2h 12m	1w 4d 16h 55m 8s	1w 6d 3h 38m 10s	1w 4d 20h 13m 31s	1.26	0.02

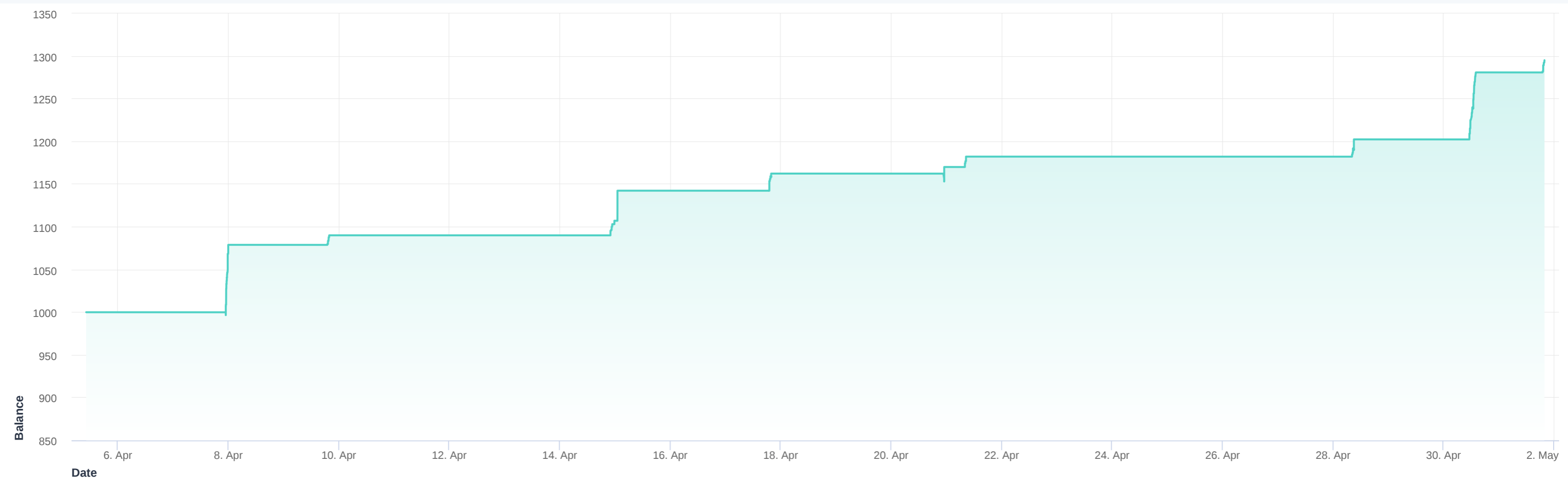
Expenses

PAIR	COMMISSION, \$	SWAP, \$
XAUUSD	● -7.56	● -1.25
Total	● -7.56	● -1.25

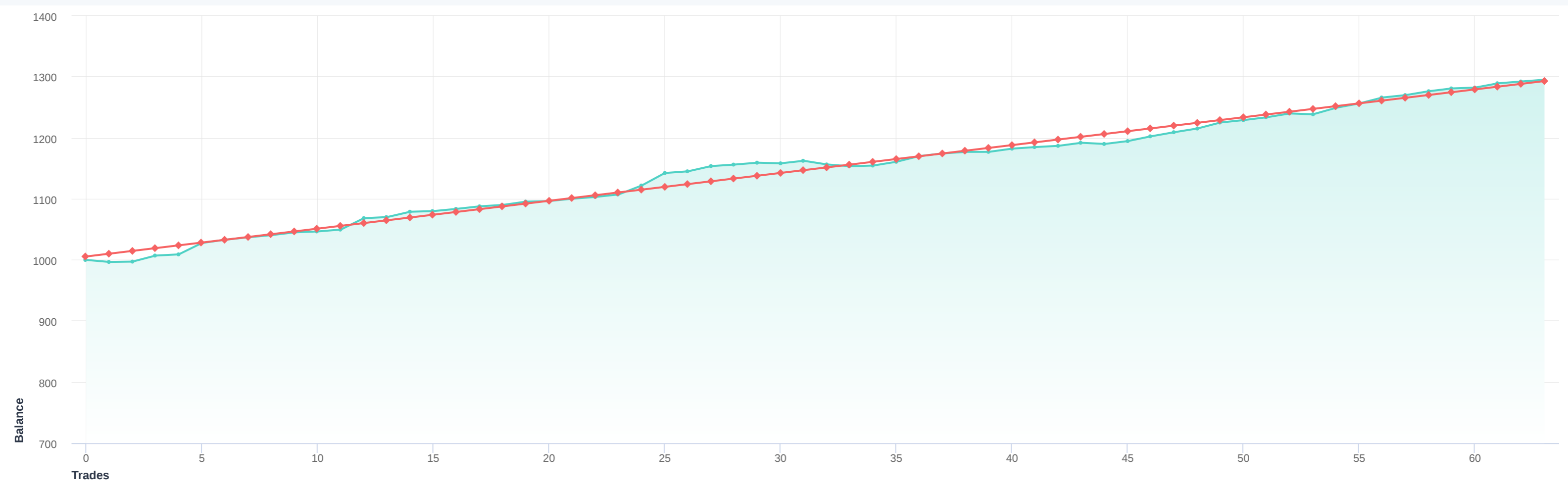
R-Multiple

PAIR	R-MULTIPLE, \$	AVERAGE PROFITABLE TRADE IN R-MULTIPLES	AVERAGE LOSING TRADE IN R-MULTIPLES	EXPECTED PAYOFF IN R-MULTIPLES
XAUUSD	2.44	● +2.24	● -1.14	● +1.92
Total	2.44	● +2.24	● -1.14	● +1.92

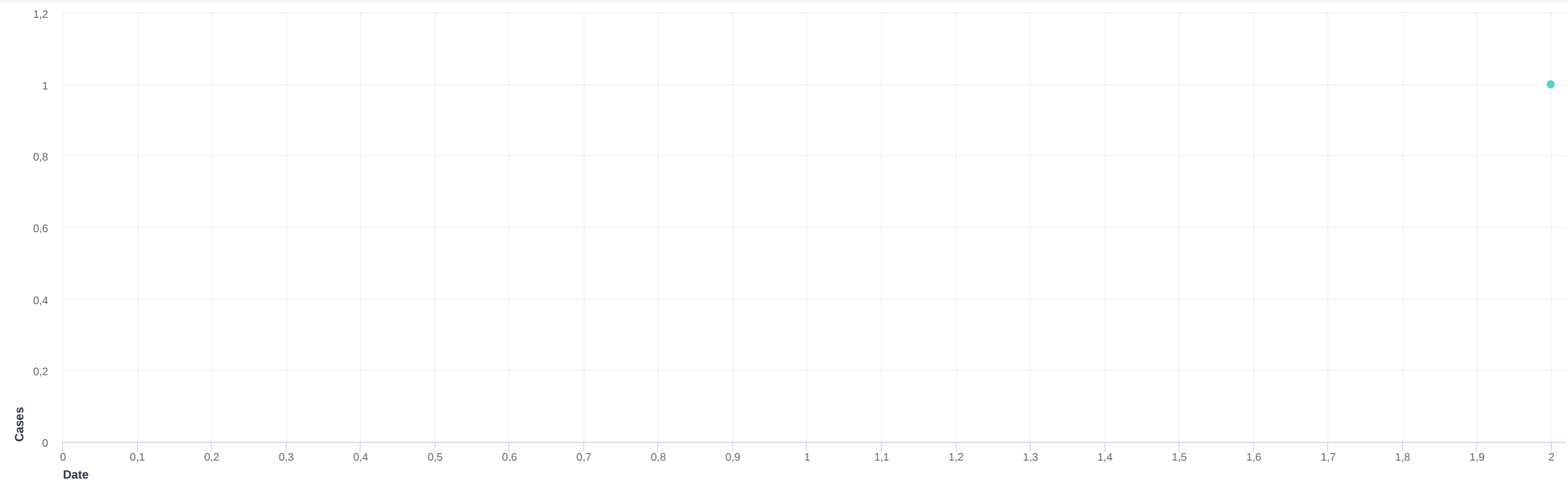
Balance over Time



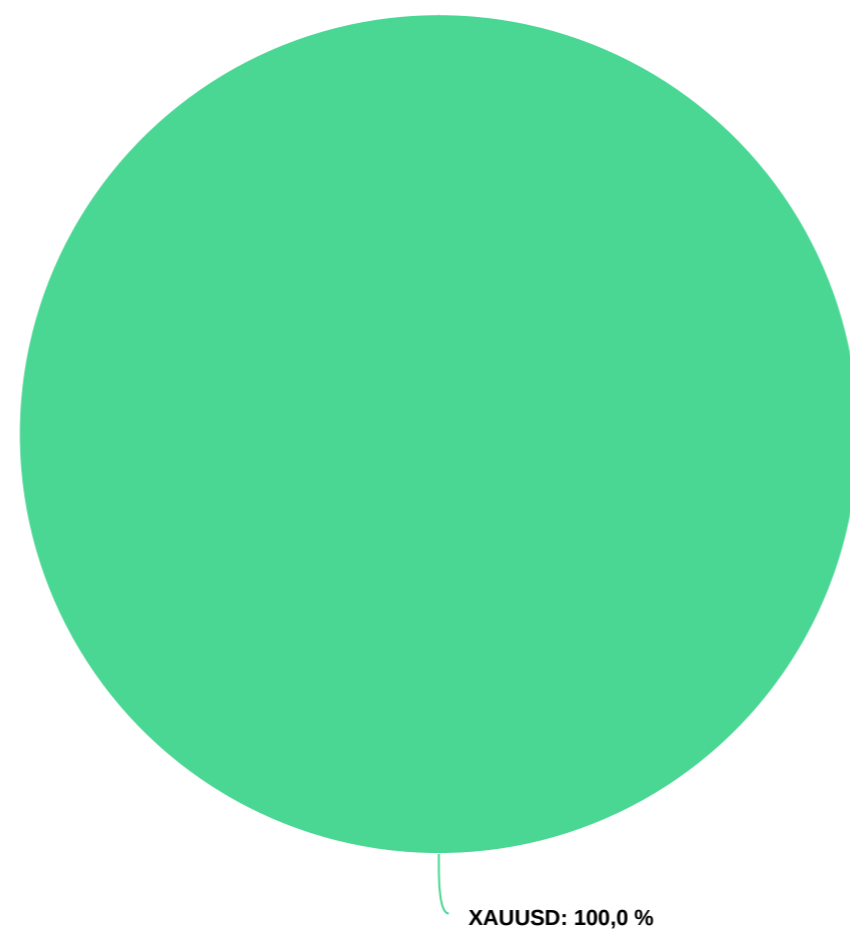
Balance over Trades



Losses in a Row



Winning Positions



Losing Positions




XAUUSD: 100,0 %

Gross Profit



XAUUSD: 100,0 %

Gross Loss



XAUUSD: 100,0 %

Position Volume



XAUUSD: 100,0 %

Duration of Winning Positions



XAUUSD: 100,0 %

Duration of Losing Positions



XAUUSD: 100,0 %