MT4/MT5 Report Analyzer

Ethereum Beast v4.35 MT5

MT5 · account history · ETHUSD · Account 67318809 · RoboForex Ltd · 2026.11.18 — 2026.11.21 · 3 days

● Profitable ● PF 554.71 ● Drawdown 0.0% ● Few trades: 19 ● Period < 3 months

FREE ROBOTEST pro-fx.cc/community →

Net profit	Profit Factor	Winning trades	Max drawdown	Recovery factor	Expected payoff
+38.76 USD	**554.71**	**94.7%**	**0.01%**	**553.71**	**+2.04 USD**
+3.88% on deposit	38.83 USD / 0.07 USD	18 of 19	0.07 USD	profit / max drawdown	per trade

Balance & drawdown

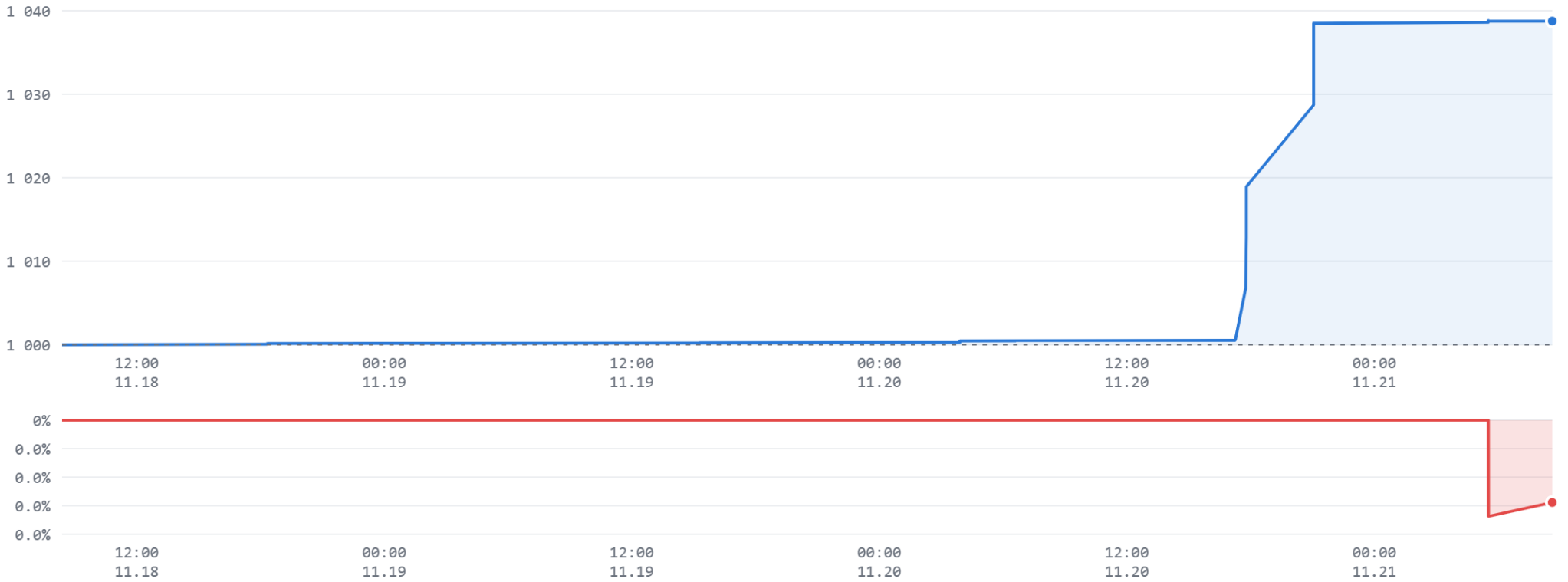

Dashed line = initial deposit. Drawdown in % of deposits plus profit accumulated at peak.

Metrics

RESULT

Initial deposit	1 000.00 USD
Deposits / withdrawals	1 000.00 USD / 0.00 USD
Final balance	1 038.76 USD
Net profit	+38.76 USD
Gross profit	38.83 USD
Gross loss	−0.07 USD
Return (ROI)	+3.88%
Annualized return	+9 958.59% *
Monthly average	+3.88%
Profitable months	1 of 1
Open positions	none

TRADES

Total trades	19
Winning / losing	18 (94.7%) / 1 (5.3%)
Average win	2.16 USD
Average loss	−0.07 USD
Avg win / avg loss	30.82
Largest win	9.78 USD
Largest loss	−0.07 USD
Expected payoff	+2.04 USD
Std. deviation of result	3.53 USD
Volume, lots	0.19
Trades per week	44.2
Trading days	3

STREAKS

Max consecutive wins	17 (+38.82 USD)
Max consecutive losses	1 (−0.07 USD)
Max consecutive profit	+38.82 USD (17)
Max consecutive loss	−0.07 USD (1)
Average winning streak	9.0
Average losing streak	1.0
Z-score	1.97 !

DRAWDOWN & RISK

Max drawdown, %	0.01% (0.07 USD)
Max drawdown, money	0.07 USD (0.01%)
Max drawdown period	2026.11.21 — 2026.11.21
Absolute drawdown	0.00 USD
Recovery factor	553.71
Calmar ratio	1 477 883.87 *
Ulcer index	0.00%
Kelly criterion	94.6%
Risk of loss (MC), DD ≥ 20%	0.0%
Risk of ruin (MC)	0.00%

QUALITY

Sharpe ratio	0.58
Sortino ratio	123.64
SQN (Van Tharp)	2.52
AHPR	1.0020
GHPR	1.0020
LR correlation	0.918
LR standard error	7.15 USD
Martin ratio (UPI)	4 891 090.36 *

TIME & COSTS

Average holding time	39 min
Holding time, wins	42 min
Holding time, losses	1 min
Longest trade	3 h 48 min
Best day	2026.11.20 · +38.34 USD
Worst day	2026.11.18 · +0.15 USD
Best month	Nov 2026 · +38.76 USD
Worst month	Nov 2026 · +38.76 USD
Commission	−1.90 USD
Swap	0.00 USD
Costs to gross profit	4.89%

* estimate (< 3 months)

Long / Short

	Buy (long)	Sell (short)
Trades	0	19
Winning	—	18 (94.7%)
Net profit	0.00 USD	+38.76 USD
Gross profit	0.00 USD	38.83 USD
Gross loss	0.00 USD	−0.07 USD
Profit Factor	∞	554.71
Average trade	— USD	+2.04 USD
Best	— USD	9.78 USD
Worst	— USD	−0.07 USD
Volume, lots	0.00	0.19

Distribution of results

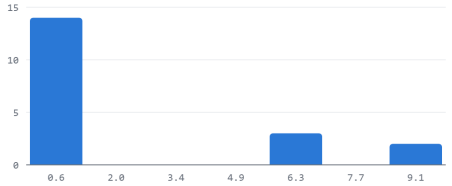

Streaks



How many times a run of consecutive trades of each length occurred.

Monte Carlo: drawdown risk

Runs × trades	2000 × 19
Drawdown, median	0.0%
Drawdown, 95% of runs ≤	0.0%
Drawdown, 99% of runs ≤	0.0%
Actual drawdown	0.0%
Probability DD ≥ 20%	0.0%
Probability of ending at a loss	0.0%
Profit: 5% / 50% / 95%	+16.78 USD / +38.64 USD / +64.41 USD

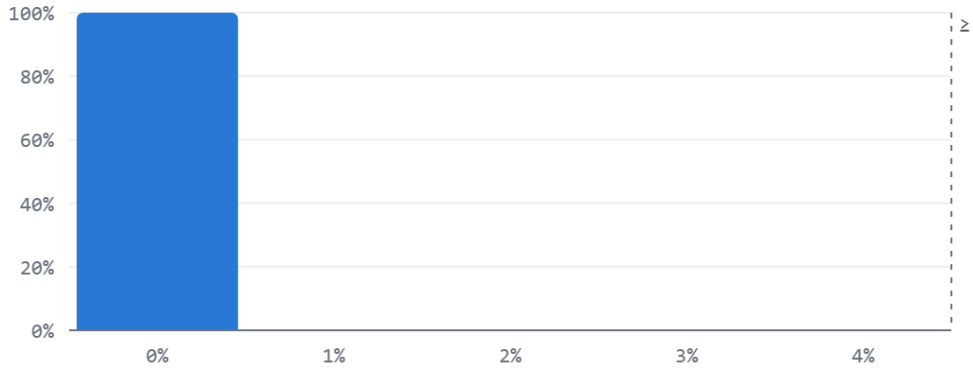

Max drawdown distribution over 2000 random trade resamples. Line = chosen threshold.

Breakdown

Months

Months	Trades	Winning	Result	Return	PF	Average	Gross profit	Gross loss	Lots
Nov 2026	19	94.7%	+38.76 USD	+3.88%	554.71	+2.04 USD	38.83 USD	−0.07 USD	0.19
Total	**19**	**94.7%**	**+38.76 USD**		**554.71**	**+2.04 USD**	**38.83 USD**	**−0.07 USD**	**0.19**

Weekdays

Weekdays	Trades	Winning	Result	PF	Average	Gross profit	Gross loss	Lots
Wed	2	100.0%	+0.15 USD	∞	+0.07 USD	0.15 USD	0.00 USD	0.02
Fri	12	100.0%	+38.34 USD	∞	+3.20 USD	38.34 USD	0.00 USD	0.12
Sat	5	80.0%	+0.27 USD	4.86	+0.05 USD	0.34 USD	−0.07 USD	0.05
Total	**19**	**94.7%**	**+38.76 USD**	**554.71**	**+2.04 USD**	**38.83 USD**	**−0.07 USD**	**0.19**

Hours

Hours	Trades	Winning	Result	PF	Average	Gross profit	Gross loss	Lots
03:00	4	100.0%	+0.30 USD	∞	+0.08 USD	0.30 USD	0.00 USD	0.04
05:00	5	80.0%	+0.27 USD	4.86	+0.05 USD	0.34 USD	−0.07 USD	0.05
17:00	8	100.0%	+38.04 USD	∞	+4.76 USD	38.04 USD	0.00 USD	0.08
18:00	2	100.0%	+0.15 USD	∞	+0.07 USD	0.15 USD	0.00 USD	0.02
Total	**19**	**94.7%**	**+38.76 USD**	**554.71**	**+2.04 USD**	**38.83 USD**	**−0.07 USD**	**0.19**

Symbols

Symbols	Trades	Winning	Result	PF	Average	Gross profit	Gross loss	Lots
ETHUSD	19	94.7%	+38.76 USD	554.71	+2.04 USD	38.83 USD	−0.07 USD	0.19
Total	**19**	**94.7%**	**+38.76 USD**	**554.71**	**+2.04 USD**	**38.83 USD**	**−0.07 USD**	**0.19**

Comments

Comments	Trades	Winning	Result	PF	Average	Gross profit	Gross loss	Lots
EP2.0	2	100.0%	+9.86 USD	∞	+4.93 USD	9.86 USD	0.00 USD	0.02
EP2.1	1	100.0%	+9.78 USD	∞	+9.78 USD	9.78 USD	0.00 USD	0.01
EP4.0	4	100.0%	+6.19 USD	∞	+1.55 USD	6.19 USD	0.00 USD	0.04
EP3.1	1	100.0%	+6.09 USD	∞	+6.09 USD	6.09 USD	0.00 USD	0.01
EP3.0	2	50.0%	+6.03 USD	87.14	+3.02 USD	6.10 USD	−0.07 USD	0.02
EP1.0	4	100.0%	+0.40 USD	∞	+0.10 USD	0.40 USD	0.00 USD	0.04
EP0.0	2	100.0%	+0.19 USD	∞	+0.10 USD	0.19 USD	0.00 USD	0.02
EP1.1	1	100.0%	+0.09 USD	∞	+0.09 USD	0.09 USD	0.00 USD	0.01
EP4.1	1	100.0%	+0.07 USD	∞	+0.07 USD	0.07 USD	0.00 USD	0.01
EP0.1	1	100.0%	+0.06 USD	∞	+0.06 USD	0.06 USD	0.00 USD	0.01
Total	**19**	**94.7%**	**+38.76 USD**	**554.71**	**+2.04 USD**	**38.83 USD**	**−0.07 USD**	**0.19**

Close reason

Close reason	Trades	Winning	Result	PF	Average	Gross profit	Gross loss	Lots
Stop Loss	14	92.9%	+0.92 USD	14.14	+0.07 USD	0.99 USD	−0.07 USD	0.14
Take Profit	5	100.0%	+37.84 USD	∞	+7.57 USD	37.84 USD	0.00 USD	0.05
Total	**19**	**94.7%**	**+38.76 USD**	**554.71**	**+2.04 USD**	**38.83 USD**	**−0.07 USD**	**0.19**

Duration

Duration	Trades	Winning	Result	PF	Average	Gross profit	Gross loss	Lots
< 5 min	13	92.3%	+0.91 USD	14.00	+0.07 USD	0.98 USD	−0.07 USD	0.13
30 min – 2 h	3	100.0%	+18.28 USD	∞	+6.09 USD	18.28 USD	0.00 USD	0.03
2–8 h	3	100.0%	+19.57 USD	∞	+6.52 USD	19.57 USD	0.00 USD	0.03
Total	**19**	**94.7%**	**+38.76 USD**	**554.71**	**+2.04 USD**	**38.83 USD**	**−0.07 USD**	**0.19**

Direction

Direction	Trades	Winning	Result	PF	Average	Gross profit	Gross loss	Lots
Sell (short)	19	94.7%	+38.76 USD	554.71	+2.04 USD	38.83 USD	−0.07 USD	0.19
Total	**19**	**94.7%**	**+38.76 USD**	**554.71**	**+2.04 USD**	**38.83 USD**	**−0.07 USD**	**0.19**

Trades (19)

#	Open	Closed	Symbol	Type	Volume	Open price	Close price	Commission	Swap	Profit	Net	Balance	Dur.	Close	Comment
1	2026.11.18 18:20	2026.11.18 18:20	ETHUSD	sell	0.01	1 750.14	1 748.46	−0.10	0.00	0.17	+0.07	1 000.07	0 min	Stop Loss	EP1.0
2	2026.11.18 18:20	2026.11.18 18:20	ETHUSD	sell	0.01	1 749.27	1 747.43	−0.10	0.00	0.18	+0.08	1 000.15	0 min	Stop Loss	EP4.0
3	2026.11.20 03:54	2026.11.20 03:54	ETHUSD	sell	0.01	1 730.92	1 728.61	−0.10	0.00	0.23	+0.13	1 000.28	0 min	Stop Loss	EP1.0
4	2026.11.20 03:54	2026.11.20 03:54	ETHUSD	sell	0.01	1 730.27	1 728.34	−0.10	0.00	0.19	+0.09	1 000.37	0 min	Stop Loss	EP1.1
5	2026.11.20 03:54	2026.11.20 03:54	ETHUSD	sell	0.01	1 730.34	1 728.63	−0.10	0.00	0.17	+0.07	1 000.44	0 min	Stop Loss	EP4.1
6	2026.11.20 03:54	2026.11.20 03:54	ETHUSD	sell	0.01	1 729.84	1 728.72	−0.10	0.00	0.11	+0.01	1 000.45	0 min	Stop Loss	EP4.0
7	2026.11.20 17:10	2026.11.20 17:14	ETHUSD	sell	0.01	1 717.18	1 715.47	−0.10	0.00	0.17	+0.07	1 000.52	4 min	Stop Loss	EP1.0
8	2026.11.20 17:15	2026.11.20 17:15	ETHUSD	sell	0.01	1 710.3	1 708.67	−0.10	0.00	0.16	+0.06	1 000.58	0 min	Stop Loss	EP0.1
9	2026.11.20 17:15	2026.11.20 17:15	ETHUSD	sell	0.01	1 710.98	1 709.24	−0.10	0.00	0.17	+0.07	1 000.65	0 min	Stop Loss	EP0.0
10	2026.11.20 17:09	2026.11.20 17:45	ETHUSD	sell	0.01	1 719.5	1 657.58	−0.10	0.00	6.19	+6.09	1 006.74	36 min	Take Profit	EP4.0
11	2026.11.20 17:15	2026.11.20 17:47	ETHUSD	sell	0.01	1 713.07	1 651.14	−0.10	0.00	6.19	+6.09	1 012.83	32 min	Take Profit	EP3.1
12	2026.11.20 17:15	2026.11.20 17:47	ETHUSD	sell	0.01	1 713.18	1 651.14	−0.10	0.00	6.20	+6.10	1 018.93	32 min	Take Profit	EP3.0
13	2026.11.20 17:15	2026.11.20 21:03	ETHUSD	sell	0.01	1 704.99	1 606.21	−0.10	0.00	9.88	+9.78	1 028.71	3 h 48 min	Take Profit	EP2.0
14	2026.11.20 17:15	2026.11.20 21:03	ETHUSD	sell	0.01	1 704.98	1 606.21	−0.10	0.00	9.88	+9.78	1 038.49	3 h 48 min	Take Profit	EP2.1
15	2026.11.21 05:31	2026.11.21 05:31	ETHUSD	sell	0.01	1 578.22	1 575.92	−0.10	0.00	0.23	+0.13	1 038.62	0 min	Stop Loss	EP1.0
16	2026.11.21 05:31	2026.11.21 05:31	ETHUSD	sell	0.01	1 579.68	1 577.92	−0.10	0.00	0.18	+0.08	1 038.70	0 min	Stop Loss	EP2.0
17	2026.11.21 05:31	2026.11.21 05:31	ETHUSD	sell	0.01	1 579.68	1 577.49	−0.10	0.00	0.22	+0.12	1 038.82	0 min	Stop Loss	EP0.0
18	2026.11.21 05:31	2026.11.21 05:32	ETHUSD	sell	0.01	1 575	1 574.75	−0.10	0.00	0.03	−0.07	1 038.75	1 min	Stop Loss	EP3.0
19	2026.11.21 05:31	2026.11.21 08:37	ETHUSD	sell	0.01	1 585.37	1 584.25	−0.10	0.00	0.11	+0.01	1 038.76	3 h 6 min	Stop Loss	EP4.0

Times are server time from the report. Trade = closed position (MT5: from the Positions table; in the tester, entries matched to exits FIFO).
Optimization reports are not supported. Values may differ from the terminal summary by cents due to how entry commission is allocated.